

The Rambler January, 2013

The Monthly Publication of the Wasatch Mountain Club



Volume 92, Number 1

The Wasatch Mountain Club
1390 S. 1100 E. #103
Salt Lake City, UT 84105-2443
(801) 463-9842

2012-2013 GOVERNING BOARD

President: John Veranth
(278-5826) veranth@xmission.com

Vice-President: Will McCarvill (942-2921)
will@commercialchemistries.com

Secretary: Susan Allen
(466-3292) sallen400@gmail.com

Treasurer:
Co-director: Clark Richards (272-5642)
cgrichards@aol.com
Co-director: John Butler (718-4166)
john@utahman.com

Membership:
Co-director: Marilyn Smith
(273-0369) marilynsmith@msn.com
Co-director: Karen Perkins
(272-2225) karenp@xmission.com

Historian: Alexis Kelner
(359-5387) kelner@xmission.com

Biking:
Co-director: Robert Turner
(467-1129) r46turner@gmail.com
Co-director: Beverly Hanson
(680-4325) beverly@slcgreenhomes.com

Boating: Zig Sondelski
(230-3623) zig.sondelski@gmail.com

Conservation: Will McCarvill (942-2921)
will@commercialchemistries.com

Social:
Co-director: Tony Hellman
(809-6133) utahhomes4us@gmail.com
Co-director: Helen Corena (561-0095)

Hiking: Julie Kilgore
(244-3323) jk@wasatch-environmental.com

Information Technology: Bret Mathews
(831-5940) bretmaverick999@yahoo.com

Public Relations: Donnie Benson
(466-5141) dbenson@u2m2.utah.edu

Lodge: Foundation Liaison, Bob Myers
(466-3292) robertmyers47@gmail.com

Caretaker: Todd Nerney
caretakerwmc@yahoo.com

Lodge Use: Earl Cook
(580-6188) ecookut@hotmail.com

Mountaineering: Nathan Schweitz
(942-0852) nathanschweitz@hotmail.com

Rambler Publications:
Editor: Kathy Craig (502-0465)
wasatchmountainclub@gmail.com

Winter Sports: Walt Haas
(209-2545) haas@xmission.com

COORDINATORS:

Adopt-a-Highway: Kathy Craig
(502-0465) bugsismyguy@comcast.net

Boating Equipment: Bret Mathews
(831-5940) bretmaverick999@yahoo.com

Canoeing: Margie Gendler
(712-7890) gendler801@aol.com

Canyoneering: Rick Thompson
gone2moab@hotmail.com

Evening Hikes: Mark Bloomenthal
(842-1242) markbloomenthal@yahoo.com

Mountain Biking: Cheryl Krusko
(474-3759) ckrusko@gmail.com

Rambler Graphics: Suzanne Nakagawa
(362-8383)

Rambler Mailing: Chris Venizelos
(554-3697)

Sing-a-Long: Fred Tripp
(301-461-0161) fredgtripp@gmail.com

Ski, Backcountry: VACANT

Ski, Touring: Mike Berry
(583-4721) mberryxc@earthlink.net

Snowshoeing: Deirdre Flynn
(466-9310) deirdre.flynn@marriott.com

Trails: Dave Andrenyak
(582-6106) andrenyakda@aim.com

TRUSTEES:

Steve Duncan 2009-2013
(892-0443) duncste@comcast.net
Dave Rumbellow 2010-2014
(889-6016) djr3@xmission.com

Cheryl Soshnik 2011-2015
(435-649-9008) csoshnik@yahoo.com

Gretchen Siegler 2012-2016
(661-5635) gsiegler@westminstercollege.edu

Trustee Emeritus:
Dale Green (277-6417)

The Rambler (USPS 053-410) is published monthly by the Wasatch Mountain Club. Subscription rates of \$12.00 per year are paid for by membership dues only. Periodicals Postage Paid at SLC, Utah.

CHANGE OF ADDRESS/Missing

Rambler: Please call the WMC office or send your new address to the Membership Director. This publication is not forwarded by the Post Office. Allow 45 days for address changes. Replacement copies are available, while they last, at the WMC office during office hours.

POSTMASTER: Send address changes to: The Rambler, Membership Director, 1390 S. 1100 E, #103, Salt Lake City, UT 84105-2443.

COMMERCIAL ADVERTISING:

The Rambler encourages and supports your products and services through pre-paid commercial advertisements. Please send an e-mail to WasatchMountainClub@gmail.com for information or to place an ad. Prepayment is necessary for single month advertisements and invoicing and net 30 for repeat advertisements. Full Page: \$95/month
Half Page: \$50/month
Quarter Page: \$30/month
Business Card: \$15/month
The right is reserved to edit all contributions and advertisements, and to reject those that may harm the sensibilities of WMC members or defame the WMC.

Copyright 2013 Wasatch Mountain Club

IN THIS ISSUE:

| | |
|--|-----------|
| General Membership Meeting | 3 |
| The WMC Lodge | 4 |
| Nominations for 2013 Board | 5 |
| Lodge Shoveling Help Needed | 6 |
| Boating Director's Message | 7 |
| Welcome to New Members | 10 |
| Winter Sports Director's Message . | 11 |
| Faint Trails in the Wasatch | 20 |
| Release from Liability Form | 25 |
| Activities Listing | 27 |
| Non-WMC Activities | 47 |

FRONT COVER:

**SHANE AND JAQ BODE'S
TURKEY DAY SNOWSHOE**

**PARTICIPANTS: SHANE, JAQ,
DEIRDRE, MOHAMED, JIM, JEFF,
JEFF, KNICK, DAVE, LESLIE, TONY,
KAVINDRA AND KATHRINA**

PHOTO BY SHANE AND JAQ BODE

MORE PHOTOS ON PAGE 14

2013 WMC General Membership Meeting

**Tuesday, February 19, 2013 at 7:30 PM
Holladay Branch Library
2150 East Murray Holladay Road**

Agenda

Election of 2013 Governing Board

General club updates

Speakers: Dave Pacheco, Wilderness Volunteers - upcoming trips

**Sherriff Jim Winder, Salt Lake County Sheriff's Office,
Mount Olympus Trail - potential solutions for
unprepared hikers on the mountain**

Sorry - no refreshments due to library rules

Wasatch Mountain Club Foundation Lodge



Lodge Reservations

Located in Big Cottonwood Canyon



Perfect For:

Family Reunions
Summer Picnics
Business Retreats
Business Meetings



Amenities:

- Sleeping capacity for 20
- Chairs, benches, and tables accommodate 100
- Fully functioning kitchen with two stoves
- Log benches to seat 30+ outside in the summer
- Large outdoor grill
- Separate men's and women's bathrooms with flush toilets and showers

Day Use: \$200*
Overnight Use: \$460

Reserve at: wasatchmountainclubfoundation.org

*Reduced day usage price available between Memorial Day and Labor Day midweek. Sundays are based on availability.

2013 GOVERNING BOARD NOMINATING COMMITTEE CANDIDATES

Most of the current directors are volunteering for another term. We are looking for volunteers to fill a few vacancies (see below). If you want to nominate yourself for any of the other positions, you are welcome to do so.

| | | |
|-----------|--------------|-----------|
| President | John Veranth | Incumbent |
| Secretary | VACANT | |

Directors:

| | | |
|---|---------------------------------|------------------------|
| Treasurer Co-Director (co-director) | John Butler VACANT | Incumbent |
| Rambler Editor | Kathy Craig | Incumbent |
| Boating | Zig Sondelski | New |
| Conservation | Will McCarvill | Incumbent |
| Foundation Liaison | Robert Myers | Incumbent |
| Hiking Co-Directors | Julie Kilgore Liz Cordova | Incumbent New |
| Biking | Robert Turner | Incumbent |
| Info Tech Co-Directors (co-director) | Bret Mathews VACANT | Incumbent |
| Membership | Eileen Gidley | New |
| Climbing Co-Directors | Nathan Schweitz Steve Duncan | Incumbent New |
| Public Relations | Christine Fraizer | New |
| Social Co-Directors | Tony Hellman Helen Corena | Incumbent Incumbent |
| Winter Sports | Walt Haas | Incumbent |
| Trustee 2013-2017 | VACANT | |

Contact the nominating committee listed below if you are interested in volunteering to serve on the WMC Board. It is a great way to get more involved with the Club.

| | |
|-------------------|--|
| Angie Vincent: | 801-281-3160 avince182@yahoo.com |
| Mark Bloomenthal: | 801-842-1242 markbloomenthal@yahoo.com |
| Ann Perry: | 801-860-8060 perrya15@gmail.com |
| Lori Major: | 801-424-2338 lorimajor@yahoo.com |

Thanks to these club members for being willing to serve on the committee. If anyone wants to become more involved with the WMC they are welcome to volunteer (self-nominate) for governing board or coordinator positions.

Nominations will be officially close on January 10, 2013 and a final slate will be published in February's Rambler. All candidates must be published in the Rambler and on the ballot. Write-in candidates are not allowed at the election meeting. The election meeting for the 2013 year will held on Tuesday, February 19, 2013 at 7:30 p.m. at the Holladay Branch Library (2150 East Murray-Holladay Road). The new officers and directors will take over in March.

VOLUNTEERS & MEMBERS OF THE MOUNTAIN CLUB – THE LODGE NEEDS YOUR HELP

We will be removing snow from the roof of the lodge this winter using the methods we have developed the last few years using the snow blower for the majority of the work, but we need your help. We have been successful preserving the future of the lodge this last summer, now we need your help preventing the ravages of winter snow and all it brings.



We plan to work during the week and we need to hear from you. If you can help, give me a call and we can arrange times to do the work. You can reach me, Robert Myers, at robertmyers47@gmail.com or phone (H)801-466-3292 or (C)801-651-9965.

WASATCH MOUNTAIN CLUB

Est. 1920

The Wasatch Mountain Club, formed in 1920, is an organization of outdoor enthusiasts who engage in recreational activities as well as social gatherings and conservation efforts.

Check out our activities calendar and join us for an adventure!

CLUB ACTIVITIES INCLUDE

- Hiking, backpacking and camping
- Flat and whitewater kayaking, canoeing and rafting,
- Mountain and road biking,
- Rock and ice climbing, canyoneering and mountaineering,
- Snowshoeing,
- Nordic & alpine backcountry skiing,
- Social/entertainment activities/ programs
- Conservation pursuits

FOR MORE INFORMATION VISIT



WASATCHMOUNTAINCLUB.ORG
INFO@WASATCHMOUNTAINCLUB.ORG

BOATING DIRECTOR'S MESSAGE

Zig Sondelski

Pizza Party

Boating Permit and Pizza Party

Once again, no sooner did we get the gear cleaned and organized and the boats rolled out, semi-inflated, and stacked up in the shed, it's time to start thinking about the upcoming 2013 season.

"The club has an OUTSTANDING history of boating trips with both the equipment and experienced river runners to make it one of the club's most popular programs."

Calling all rafters, kayakers, canoes and duckies. It's time to get together to discuss rivers, trip options, trip organizers, to fill out and submit permit applications, and attain our fair share of the river permits issued to Utahans. All interested WMC members are invited. NEW BOATERS WANTED - EXPERIENCED BOATERS NEEDED! If you've thought you'd like to try boating, now's the time to get ready. The WMC has boats and boaters who can help you learn the skills needed. Together we can get the permits for our favorite trips. Winter's snow is summer's white water.



We are going to get a slew of permits and make this the most successful year on record. You are encouraged to bring blank permit applications (see the boating website for details as to how to access them) and a checkbook. Be sure to sign up for the club's boater email notification system by sending a SUBSCRIBE message with your name and address to Bret Mathews bretmaverick999@yahoo.com.

When: Wednesday, January 9, 2013, 6:30 p.m.

Where: Rocky Mountain Pizza, 3977 South Wasatch Blvd. – Salt Lake City, UT

Who: All interested WMC members

What: The pizza is on us - beverages are on you

The Wasatch Mountain Club held its annual Organizer's Appreciation Dinner on November 11, 2012. Over 115 people attended and it was a great evening!

The following is a list of the recipients of the Pa Parry Award and the Alexis Kelner Conservation Award:

Pa Perry Award - Norm Pobanz. What is the Pa Perry Award? Clarence (Pa) Parry was one of the founding members of the Wasatch Mountain Club and a jeweler by trade. In 1954 Pa initiated an award to be given to a member who had given exceptional service to the Club. In some years no award was given, while in others more than one was given.

Alexis Kelner Conservation Award - Ray Bloxham, Field Director for SUWA (Southern Utah Western Alliance). What is the Alexis Kelner Conservation Award? Marga Raskin and Karin Caldwell undertook the establishment of a conservation award in honor of Alexis Kelner. The text establishing the award was adopted by the Club at a general membership meeting in 1988, and reads as follows:

In celebration of 50 years of active life, much of which has been spent preserving the natural beauty of the Wasatch Mountains, the friends of Alexis Kelner have established "The Alexis Kelner Conservation Fund" to be administered by the Wasatch Mountain Club. It is suggested that revenues from this fund be spent on annual awards to individuals, inside or outside the Club, who have given distinguished service to the cause of Utah Conservation. These awards are to be named "Alexis Kelner Conservation Awards."

The following is a list of the Activity Special Recognition Gifts:

Hiking - Brett Smith, Liz Cordova and Dave Andrenyak

Evening Hikes - Anne Polinsky, Michelle Butz, Jean Acheson and Tom Silberstorf

Boating - Margie Gendler

Social - Craig Anderson, Fred Tripp and Frank Bernard

Winter Sports - Deirdre Flynn, Shane Bode and Jacqueline Bode

Biking - Elliott Mott (road biking), Nick Calas (mountain biking)

Conservation - Michael Budig and Dennis Goreham

John Veranth gave a special award to Rick Thompson for his efforts in connection with Canyoneering.

WMC Organizer's Appreciation Dinner




November 11, 2012



Photos by Cheryl Soshnik and Craig Anderson



The Awards Table had a large selection of "Thank You" gifts



Robert Turner and Steve Duncan enjoying the evening

LAUREN WALTERSCHEID
MASTER AESTHETICIAN

Tangles Salon & Day Spa
7076 S. Highland Dr.
801-424-2724

A deep exfoliating treatment that combines Lactic and Glycolic Acids with Arginine to promote skin renewal and moisturization. A soothing neutralizing gel allows a customized application to suit your individual skin needs. Benefits: Brightens the complexion, detoxifies and lightens pigmentation spots; for all skin types.



Gift Certificates Available

Mention this ad and receive 20% off
Valid only with Lauren

New Year's Special -
Derm Renewal Peel \$50.00

**Geoffrey Schley
Trent Parkhill
Michelle Miller
Janet Margulies
Scotty Limb
David Aughey
Frank Page
Joe Keeler
Giulia Roselli
Terry & Carol Hottman
Noah & Emily Swanson
Chuck & Myrna Singleton
Robert & Rebecca Andrews**



*Welcome
New
Members*

Avalanche Classes Galore!

Walt Haas, Winter Sports Director

This year, instead of hosting a sit-down avalanche awareness talk by the Utah Avalanche Center, we encourage you to go to one of the many UAC classes that are on the club schedule. If you go to an avalanche awareness talk at Black Diamond or Kirkham's they will give you a discount on avalanche equipment.

We are planning our usual beacon practice field session on Saturday, January 19th. Come practice, or if you are proficient in using your beacon, we'd love to have you come help teach the newbies.

There are several more advanced UAC avalanche classes on the schedule. Backcountry 101 has been very popular, and now the UAC is offering Backcountry 201. Consider taking the 101 class if you get into terrain that has real avalanche danger. I took it last year and learned a lot!

I'm also trying to schedule a beacon clinic that gets more into the peculiarities of individual beacons, but unfortunately that couldn't be scheduled by press time.

Thank You for Your Donation!



Alexis Kelner Conservation Fund

JC Lodefink

Back Country Volunteers & Trails Maintenance Fund

Chris Ghicadus

BECOME A WMC MEMBER

**You can join or renew online or download a membership or renewal application. Go to www.wasatchmountainclub.org
Questions? Email or call. We're happy to answer.**

ASAP TREE SERVICE....LOW PRICES

- ★ Tree & Stump Removal
- ★ Pruning & Shaping
- ★ Shrubs & Hedges
- ★ Professional Planting
- ★ Junk Removal
- ★ Storm Damage Cleanup
- ★ Discounted Winter Rates

ASAP TREE SERVICE



Over 12 Yrs Experience
Licensed & Insured



Text or Email Photo
For Instant Quote

Dennis Craig - Owner
SERVICE 7 DAYS A WEEK

FREE HONEST ESTIMATES

801-260-1900

asaptreeslc@gmail.com

Moving Across Town or Across Country?

Whether you're thinking of a move across town or across the country, Knick has the ability & resources to make that move a smooth one.

Give Knick a call today!



**Knick Knickerbocker,
GRI**

Cell: (801) 891-2669

Email: knick.sold@comcast.net

CR CHAPMAN
RICHARDS
AND ASSOCIATES

1414 E. Murray Holladay Rd
Salt Lake City, UT 84117

Teton Basecamp

Perfect for AT skiing and snowshoeing
Or just relaxing and enjoying the scenery
www.mcreynoldsblacktailcabins.com



Dave Rabiger's Stansbury Island Hike



**Reflection of
Stansbury Island**



**Front: Steve, Claire and Julie
Back: John, Christine and Dave**



**Admiring a wall of "glyphs"
(Steve, Dave, Christine, John
and little Clair)**



**All kinds
of fun
caves to
explore
(Steve and
Claire)**



*Photos
by
Julie
Kilgore*

Jaq and Shane Bode's

Turkey Day Snowshoe

Of all the backcountry areas in the Wasatch Mountains, the Alta "slack-country" of the Grizzly Gulch is probably the most famous. It was once the site of an old mining village called Michigan City, where huge piles of mine tailings still remain. Grizzly Gulch is an open museum of the mining activity in Utah at the turn of this century. There are dozens of abandoned mines in the steep canyon, along with old boilers and pipes, and other relics of days gone by. Like most history lessons, this one contains a message for the present. Looking at the heaps of mine tailings that now fill Grizzly Gulch, one can't help but wonder what the once pristine canyon was like before man's arrival, and how many other of our beautiful areas are being destroyed, even now, by unregulated mining activity.

*Photos by
Jaq and Shane Bode
and
Knick Knickerbocker*



Deirdre Flynn with Mt. Superior in the background

Another great day to be out!



L-R: Dave A., Jim K. and Jeff C.

Jaq and Shane: Great early season snow for the group on the way to Grizzly Gulch. We even found a little plunging on the way down.

Great company beautiful weather and we all worked up an appetite for Thanksgiving dinner.



Safe Backcountry Ski Travel Techniques

One at a time. There always needs to be someone left in a safe spot to do the rescue. Never put everyone on the slope at once. With large groups, split them in half and stay in visual and voice contact.

Have an escape route planned. Always think avalanche. What will you do if you trigger an avalanche? Have a plan first.

Use slope cuts. Keep your speed up and cut across the starting zone, so that if you do trigger an avalanche, your momentum can carry you off the moving slab into safer terrain. You can do this on skis, snowboards or on snowmobiles.

Watch out for cornices. They always break farther back than you think. Always give them a wide berth. NEVER, NEVER walk out to the edge of a drop-off without first checking it out. Many people have needlessly died this way.

What are the alternatives? Use terrain to your advantage. Follow ridges, thick trees and slopes with safer consequences. You can almost always go back the way you came. The route got you there; it will most likely get you back as well.

If there's no other choice, go underground. You can almost always weather out a bad storm or bad avalanche conditions by digging a snow cave in a protected area. You may be uncomfortable but you will be alive. (From the Utah Avalanche Center web site: www.avalanche.org)

Mike Berry's Crystal Lake Area (Uintas) Ski Tour

Lubos Pavel



**L-R: Judy Zachary,
Suzanne Schroader,
Lubos Pavel,
Sharon Vinick and
Dave Andrenyak**



December 2, 2012

**Mike Berry,
Ski (XC) Touring
Coordinator**



**Skiers on the return
(Long Lake)**



Photos by Mike Berry



**Michael Budig's
Silver Fork
Snowshoe**



*Photos by
Trent Parkhill*

December 8, 2012

Elliott Mott's

Great Salt Lake Marina

Bike Ride




11/4/12


L-R: Carrie, Lin, Jennifer, Deirdre and Janet

Rick Thompson's Canyoneering 201 North Wash

Jen downclimbing



Jen and Cristina
dropping into Boss Hawg

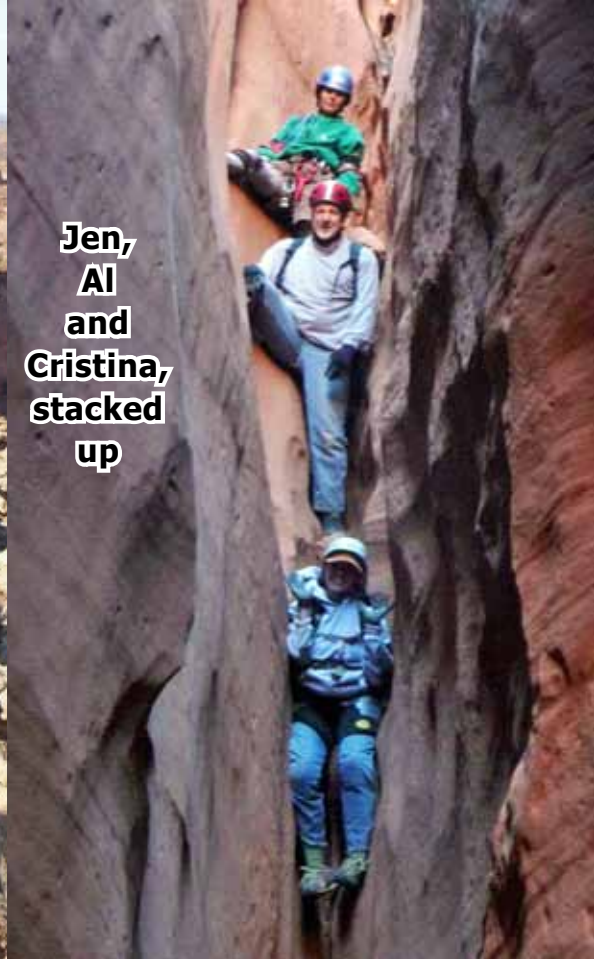



November 2-4, 2012




Resting after the climb out of Slidenide

Jen,
Al
and
Cristina,
stacked
up



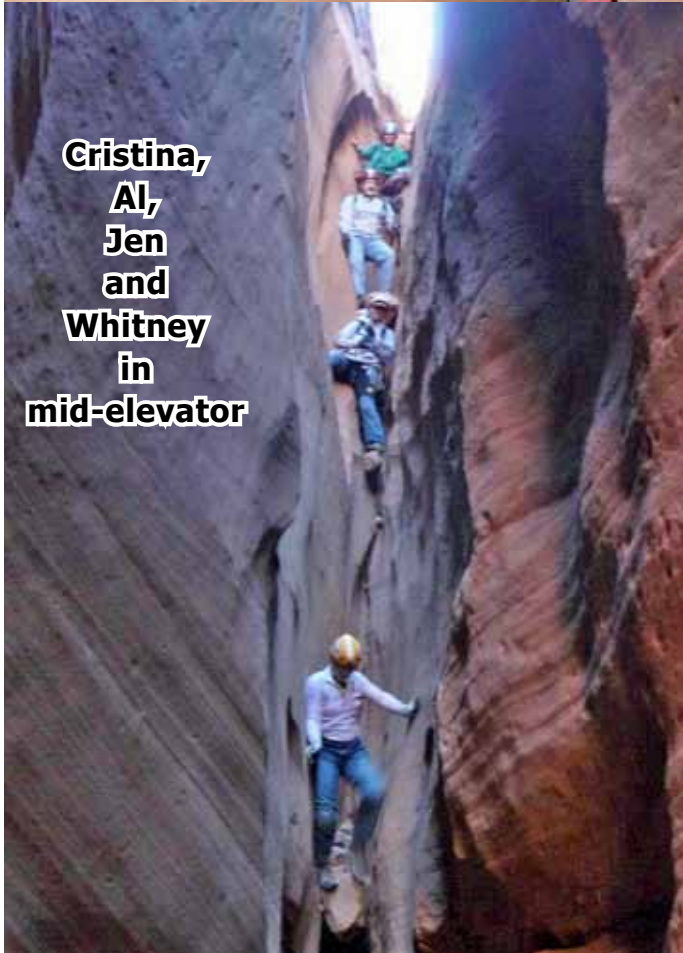


**Karl Johnson,
pausing mid-climb**




**Big Al
eying
another
slide**

Photos by
Karl Johnson



**Cristina,
Al,
Jen
and
Whitney
in
mid-elevator**



**The rap into
Slidenide**

FAINT TRAILS IN THE WASATCH

72. Columbus Consolidated Mining Company, Part I

In the middle of the 1890 decade Alta was well on the way toward becoming a ghost town. The winter residents could almost be counted on the fingers of two hands. Then as the nineteenth century was drawing to a close, activities began to increase, promising a revival of the mining industry. One miner commented, "There are more persons in Alta at the present than there have been in four years, more mines operating and a greater number of prospects being inquired into than at any period since the palmy days of the old Emma and Flagstaff." One of the new people was 30 year old Tony Jacobson, a man who would have a profound impact upon early twentieth century mining in Little Cottonwood Canyon. He brought with him at least fifteen years of mining experience, first in Park City, then in western Utah and Nevada. But of equal importance, he had the benefit of the wisdom of his father, Anton Jacobson, who was an Alta miner as early as 1871. Anton's first claim was located in Grizzly Gulch and named after his wife, Matilda. That mine was later consolidated with the Davenport and worked with considerable success. He filed four more claims before leaving for other mining districts. Now, nearly a quarter century later, his son was in Alta, and from subsequent events it is apparent that this man had an idea about what was needed to successfully operate a mine here and a plan to accomplish that.

His first claims, filed in September 1899 and January 1900, were located in Grizzly Gulch. Then he moved farther down the canyon and took an option on a claim owned by the old-timer Fritz Rettich. It was known as the Columbus and had been developed with a tunnel about 150 feet long. Its location was near the north end of today's Gold Miners Daughter lodge. Almost immediately Jacobson filed claims for the Columbus No.2 lode on the north side of the Columbus claim, and the Columbus No.3 lode on the south. He worked these during the year 1901 and found the lodes so promising he recorded two more claims on the north: C.K. and C.K. No.2. On the basis of his four claims and the lease on the Columbus, he formed the Columbus Consolidated Mining Company in April of 1902. The incorporators, other than himself, were his younger brother, A. O. Jacobson, mining engineers Arthur E. Snow and Roland H. Strickland, and attorney Job P. Lyon. The last two men worked together in an informal association in mining ventures, Lyon as legal advisor and Strickland as engineer and promoter. Lyon may have helped with the incorporation process and both may have assisted in securing finances during the following year, but neither one remained with the company beyond its first year. Tony's brother would remain as a partner throughout Tony's life, then continued as one of Alta's major mining professionals.

With the company established, the year 1902 was one of great achievement and even greater promise. By midsummer as many as twenty miners were employed and a carload of ore was being shipped each week, enough to pay expenses while development work was blocking out tons of ore underground. The tunnel had been

extended to a length of about 600 feet, with numerous drifts and inclines run to follow ore bodies. The problem of ventilation, while never mentioned in news releases, appeared to be handled temporarily by using the draft from a stove. This is suggested by the tall smokestack seen in the accompanying photograph. A conically shaped stove was made of sheet metal, resting on the ground, and having a tight-fitting door, also of sheet metal. A 6-inch stove pipe, was connected to the top of the stove, extending twenty to twenty-five feet in the air to provide draft. Another pipe of similar diameter was attached to the stove near its base and run back into the tunnel, using as many lengths of pipe as might be necessary. Joints were sealed with tarred rags, the entire assembly made as air tight as possible, save the opening at the top of the chimney and the end of the pipe in the tunnel. When the stove and chimney were heated by a roaring fire inside, they became an air pump, drawing air in from the tunnel and out the chimney, air replaced by



The main tunnel of the Columbus Consolidated Mining Company is almost hidden behind the miners and their families posing for this picture. In midsummer of 1902 there were as many as twenty miners employed, and some of them had taken their families to Alta. The mine still had some primitive structures, as seen on the slope above the portal. Of interest is the outhouse and a line of laundry secured to it. Also the tall smokestack, which is discussed in the accompanying text. (Salt Lake Mining Review photo)

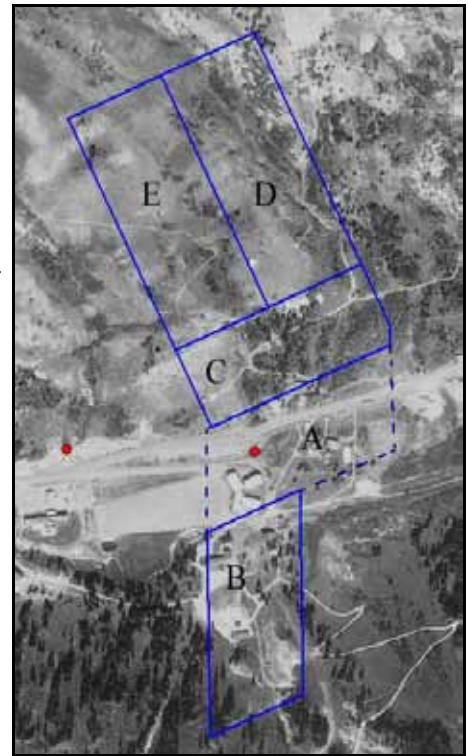
fresh air flowing in from the portal. This method was used at many mines over the years. It was reported the draft at the end of the pipe in the tunnel would be nearly strong enough to draw the flame from a candle. That this was a primitive method of ventilating a mine tunnel cannot be denied, but it was a temporary expedient. During the year a boiler and air compressor were ordered, installed and were operating in mid-December. Besides ventilating the tunnel, its compressed air ran air drills, supplementing the manual labor that had been in use.

The 1902 year ended with several other important events. In October the Columbus claim, the base of all the company's operations, was formally purchased from Fritz Rettich, and three additional claims, Columbus Numbers 4, 5 and 6 were added to its holdings. Possibly of greater importance was the addition of three new men to the company's directory, each a source of important development funds. C.K. McCornick, a son of long-time Salt Lake City banker, W. S. McCornick, and an investor in many western mining ventures, became vice president of the company. The other two men were from Michigan, the first of a number of investors from that state to contribute to the company's finances.

With the infusion of capital, Tony Jacobson began implementing his vision of a successful mining operation. One of the key items was the provision of a concentrator. While some ore of shipping grade was taken out of the mine, most of the ore blocked out for future development was of a milling grade and had to be concentrated, or refined before it could be shipped profitably. The need for this had been cited even before the company was incorporated, and a small jigging plant was provided to treat some ore, but his view of a successful operation required a large plant, which in turn required a significant amount of power. The cost of purchasing and hauling coal up the canyon, which had been done for the small compressor plant, was considered excessive. The alternative was to use electrical power, generated by a hydroelectric plant on the Little Cottonwood stream. And so in June of 1903 he filed notice with the State engineer to appropriate water from the creek. Contracts for the construction of the power plant were awarded in August. In anticipation of its completion a large new building, 35' by 80', was constructed near the portal of the tunnel to be used as a compressor house, machine shop and blacksmith shop. Also during the last quarter of the year a boarding house was completed to house the miners.

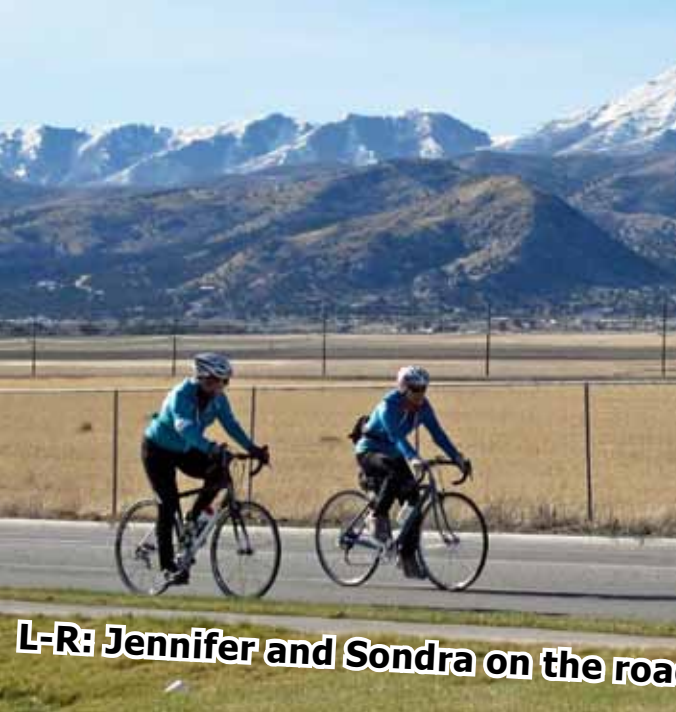
During the 1903 year the company also added to its land holdings. The Columbus tunnel was getting its finest ore when it entered the Braine fissure, which was under the Braine claim, which in turn was completely enclosed by the Columbus No.2 claim. To prevent lengthy litigation, the company simply bought the Braine claim from its owner. This seemed to be a standard tactic for Tony Jacobson. His approach was to file claims located contiguous to one another, leaving no open space between them. Old nineteenth century claims, however, were generally long and narrow, oriented in various directions and rarely located side by side or end to end. While Jacobson bought such claims of conflict, his contiguous claims took care of the open spaces between the earlier ones. Old claims he bought included the Braine, Comet, Xantippe, Garfield, Enterprise and Michigan. As a result they simply disappeared. In later years when the Columbus Consolidated properties were transferred to another mining company, it included all the land covered by the old claims, but in the name of the newer claims.

During 1903 the company also filed another claim of its own, Columbus No.7, and acquired five additional claims filed by William Dwyer, a long-time miner who was working with the Jacobson brothers almost since they came to Alta. The claims were the Dwyer and Dwyer Nos.1 to 4. While he filed them in his own name, he later transferred them to the Columbus Consolidated company. The portal of the Howland tunnel, which was discussed in a previous Faint Trails article, was on the Dwyer claim. Since that tunnel was heading toward the Braine fissure, Jacobson began doing exploration work in it. Realizing its potential value to the company's operations, he bought the property and rights of the Elizabeth Consolidated Gold & Silver Mining Company, which included the Elizabeth, Shasta, Trinity and Enterprise claims. While not specifically cited, it also included the Howland tunnel. Miners were put to work extending it to connect with the Columbus tunnel. While most of the company's buildings would remain at the Columbus portal, the Howland tunnel would soon become the center of the mining operations. There was much activity and expansion still ahead that will be discussed in the next episode.



The claims of the Columbus Consolidated Mining Company at the time of its incorporation in April 1902 are shown on this aerial photograph. They are: B - Columbus No.3, C - Columbus No.2, D - C.K., and E - C.K. No.2. The Columbus claim, A, shown in dashed lines, was still under lease. The dot in the Columbus claim is the location of the Columbus tunnel, midway between the modern highway and the Goldminers Daughter lodge. The dot at the left is the location of the Howland tunnel, across the highway from today's Peruvian lodge.

Elliott Mott's Thanksgiving Day Ride



L-R: Jennifer and Sondra on the road



L-R: Sondra, Lin, Jennifer and Carol taking a break at Beans & Brews in Herriman

Photos by Elliott Mott

L-R: Jennifer, Carol, Lin and Sondra on the Daybreak Trail



The group at Oquirrh Lake

Julie Kilgore's
Exploratory Hike
West Grandeur
Via the
Limestone Fold



**Katie, Gibby,
 Julie, Spot
 and Chloe
 find a
 nice path
 through the
 oak brush**

December 1, 2012

**The weather was moving
 in, but an early start
 helped us miss most of it**



**Stopping for a quick
 photo on the peak,
 the group is in a hurry
 to get out of the wind!
 (Julie, Gibby, Katie,
 Brett, CG, Spot, Chloe
 and Buddy)**

**Julie: It took two
 attempts to evaluate an
 alternate approach up
 the west face of Grandeur
 via the limestone folds.
 We found a great route,
 complete with a well-
 established nicely
 clipped trail through the
 oakbrush. The group
 made a loop out of it
 by going up along the
 limestone folds, then
 down the traditional
 west trail.**



Photos by Brett Smith



**Come
out
and
join
us
for
some
winter
fun
in
the
mountains!**

Wasatch Mountain Club (WMC)

Applicant Agreement, Acknowledgment of Risk, and Release from Liability

Activity: _____ **Organizer:** _____ **Date:** _____

VOLUNTARY PARTICIPATION: I acknowledge that my participation in all WMC activities is voluntary. No one is forcing me to participate. I agree to abide by the rules of the WMC.

ASSUMPTION OF RISK: I am aware that WMC activities involve risks, and may result in injury, illness, death, and damage to or loss of property. These dangers include but are not limited to: the hazards of traveling in remote areas without medical services or care, the forces of nature, the inherent dangers involved in participation in sports, wilderness travel, and social activities, and the negligent actions of other persons or agencies. I understand that all activities should be considered exploratory, with the possibility of unexpected conditions and route variations. The WMC is not, nor does it provide, a professional guide service. In order to partake in the enjoyment and excitement of WMC activities, I am willing to accept the risk and uncertainty involved as being an integral part of the activity. I acknowledge this risk, and assume full responsibility for any and all risks of injury, illness, death, or damage to or loss of my property.

PREPARATION: I understand that it is my responsibility to evaluate the difficulties of any WMC activity I participate in, and decide whether I am prepared by having the experience, skill, knowledge, equipment, and the physical and emotional stamina to participate safely.

RELEASE OF LIABILITY AND PROMISE NOT TO SUE: I agree that I, my heirs, personal or legal representatives hereby do release and hold harmless from all liability, and promise not to bring any suit or claim against the WMC, its activity organizers, directors, agents or representatives for any injury, illness, death or damage and loss of property resulting from my participation in any WMC activity even if they negligently caused the injury or damage.

LEGAL FEES: Should it become necessary for the WMC, or someone on their behalf, to incur attorney fees and costs to enforce this agreement, I agree to pay the WMC reasonable costs and fees thereby expended, or for which liability is incurred.

INSURANCE: I understand that the WMC strongly recommends that I maintain insurance sufficient to cover any injury, illness or property damage that I may incur while participating in WMC activities. In the event of injury, illness or death related to any WMC activity, I recognize that I, or my estate, will bear the full cost of my evacuation or recovery, and any related medical care that I may need. I acknowledge that the WMC carries no insurance whatsoever for any participants in WMC activities.

My signature below indicates I have read this entire document, understand it completely, understand it affects my legal rights, and agree to be bound by its terms. I certify I am at least 18 years old.

****ATTENTION** IF YOU ARE NOT A MEMBER OF THE WMC, PLEASE NOTIFY THE TRIP ORGANIZER!**

| <i>Member (Y/N)</i> | <i>Signature</i> | <i>Print Name</i> | <i>Phone</i> | <i>Check Out</i> |
|-------------------------|------------------|-------------------|--------------|----------------------|
| _____ | _____ | _____ | _____ | _____ |
| _____ | _____ | _____ | _____ | _____ |
| _____ | _____ | _____ | _____ | _____ |
| _____ | _____ | _____ | _____ | _____ |
| _____ | _____ | _____ | _____ | _____ |
| _____ | _____ | _____ | _____ | _____ |
| _____ | _____ | _____ | _____ | _____ |
| _____ | _____ | _____ | _____ | _____ |
| _____ | _____ | _____ | _____ | _____ |
| _____ | _____ | _____ | _____ | _____ |
| _____ | _____ | _____ | _____ | _____ |
| _____ | _____ | _____ | _____ | _____ |
| _____ | _____ | _____ | _____ | _____ |
| _____ | _____ | _____ | _____ | _____ |
| _____ | _____ | _____ | _____ | _____ |
| _____ | _____ | _____ | _____ | _____ |
| _____ | _____ | _____ | _____ | _____ |
| _____ | _____ | _____ | _____ | _____ |
| _____ | _____ | _____ | _____ | _____ |
| _____ | _____ | _____ | _____ | _____ |
| _____ | _____ | _____ | _____ | _____ |
| _____ | _____ | _____ | _____ | _____ |
| _____ | _____ | _____ | _____ | _____ |

Return this form to Wasatch Mountain Club, 1390 South 1110 East, Salt Lake City, UT 84105-2443
Please mark attention to the appropriate activity director, e.g. hike, hike boat

WASATCH MOUNTAIN CLUB ACTIVITIES

Only activities approved by the appropriate WMC director can be listed in The Rambler. Direct submissions to the Editor are NOT accepted. To submit your activity to the club, login to the WMC website and click on “Volunteer to Organize An Activity”. The appropriate director will approve and/or edit this event for inclusion in both the web calendar and Rambler submissions. The deadline is 6:00 p.m. on the 10th of the month.

Rules and Regulations:

1. **Dogs & Children** are not allowed on WMC activities, except when specifically stated in the activity description.
2. **Car pool rates:** Gas plus \$0.15/mile, shared by everyone in the vehicle (including driver) on 2WD roads, OR gas plus \$0.25/mile on 4WD roads.

Notice to Non-Members: Most WMC activities are open to prospective members except when specifically stated in the activity description.

Find out about unofficial activities on our email lists. Activities formed with these lists are for members only. Lists are to be used only for the scheduling of outdoor activities. Any use of this service for any other purpose, such as advertising, SPAM, jokes, etc, will result in the loss of privilege. To subscribe: Once logging into the website, click on “Email Lists” on the left-hand side. Then follow the online instructions. (Boaters: E-mail the Boat Director—inside front cover—for more information.)

Group size limits in wilderness: Some National Forest ranger districts limit the size of group hiking in wilderness areas. For such hikes, the hike listing will indicate the maximum number of participants (not including the organizer). Please help our organizers on hikes with group size limits by arriving promptly and being understanding if you cannot be accommodated on the hike because of a limit.

Activity Difficulty Rating

| | |
|-----------------------------------|---|
| 0.1-4.0 > Not Too Difficult (NTD) | B > Boulder fields or extensive bushwhacking |
| Lightly Strenuous | E > Elevation change > 5,000 feet |
| 4.1-8.0 > Moderate (MOD) | M > Round trip mileage > 15 miles |
| Moderate to Very Strenuous | R > Ridgeline hiking or extensive route finding |
| 8.1-11.0 > Most Difficult (MSD) | S > Scrambling |
| Very Strenuous, Difficult | X > Exposure |
| 11.1+ > Extreme (EXT) | W > Wilderness area, limit 14 |
| Very Strong, Well-Seasoned Hikers | |

Be kind. When you carpool up local canyons, please give the driver \$1.50 or \$2.00 to help with gas and the wear and tear on the vehicle.

Directions to Meeting Places

Mill Creek Canyon Park and Ride Lot: Between 3800 S and 3900 S on Wasatch Blvd (3555 E), between the I-215 freeway and Wasatch Blvd along 3900 S. It is on the northwest corner of the intersection. You can ONLY enter it from the west-bound lanes of 3900 S. To get to the Mill Creek Canyon Rd from the Park and Ride lot without making a U-turn, go west (right) on 3900 S, proceed under the freeway, then turn north (right) at the next available street, which is Birch Dr; proceed north to Upland Dr (across from Skyline High School); go east (right) under the freeway and across Wasatch Blvd to the Mill Creek Canyon Rd (3800 S).

Skyline High School: 3251 E Upland Drive (3760 S). From the intersection of Wasatch Blvd and the Mill Creek Canyon Rd (3800 S), go west under the I-215 freeway, then turn north (right) into the entrance opposite Birch Dr (3330 E).

Butler Elementary: 2700 E just south of 7000 S

Big Cottonwood Canyon Park and Ride Lot: At the northeast corner of the Big Cottonwood Canyon Rd and Wasatch Blvd. at the mouth of Big Cottonwood Canyon.

6200 Park and Ride Lot: 6450 S Wasatch Blvd. Go two lights east and south on 6200 S from the I-215 overpass and turn east (left) onto Wasatch Blvd; the lot is immediately on your left. Sometimes used as an overflow lot for access to Big Cottonwood Canyon.

Ft. Union Lot #4: 200 yards west of Big Cottonwood Canyon Park & Ride, near the Porcupine Pub & Grille (which is located at 3698 Ft. Union Blvd).

Little Cottonwood Canyon Park and Ride Lot: 4323 E Little Cottonwood Canyon Rd. On the north side of the intersection of Little Cottonwood Canyon Rd and Quarry Rd at the mouth of Little Cottonwood Canyon.

Utah Travel Council Parking Lot: About 120 E 300 N. Go east from the intersection of State St and 300 N and turn south (right) into the first parking lot.

Parleys Way K-Mart Parking Lot: 2705 Parleys Way. From Parleys Way, turn north into the parking lot; or from Foot-hill Drive, turn west on Stringham Ave (2295 S) and then south into the lot.

ACTIVITIES LISTING

See online Calendar for updated and additional events and trips

Date Activity

Jan 1 **Snowshoe: Honey Bunny Hill – mod**

Tue *Meet:* 9:30 am at Big Cottonwood Canyon Park & Ride

Organizer: Shand and Jaq Bode 801-647-2917 shanejaq@q.com

Drag yourself out of bed on New Years Day and get started on that resolution to exercise. Or did you resolve to socialize more? Lose weight? Enjoy nature? Share your grandma's hot cocoa recipe with friends? Whatever you resolved, a day of snowshoeing is sure to help. Please note the meeting place is Big Cottonwood park and ride.

Jan 1 **Nordic Ski Tour: Beginner (el-) Or Advanced (msd)**

Tue *Meet:* Registration required

Organizer: Michael Berry 801-583-4721 mberryxc@earthlink.net

Anyone want to get out on XC skis today? An informal survey- suggestions are welcome (by December 29th) from beginner to advanced skiers.

Jan 2 **Alpine Ski Tour, Tri Canyons – msd**

Wed *Meet:* Registration required

Organizer: Walt Haas 801-209-2545 haas@xmission.com

WED SKI BACKCOUNTRY: Weekly MSD (strenuous) ski tours, usually in the Tri-canyons. 8 AM starts. Good conditioning, appropriate gear and avy skills are essential. Call or e-mail Walt Haas Tuesday by 5 P.M. for meeting place. Newbies should call or mail ahead to discuss trip requirements.

Jan 3 **Alpine Ski Tour - Telemark/at/snowboard – mod- – Out & Back – Moderate pace**

Thu *Meet:* Disseminated via the Ski email list

Organizer: Robert Myers 801-466-3292 (H) or 801-651-9965 (C) robertmyers47@gmail.com

Introductory to Backcountry skiing in the Wasatch. To participate you will need to have skied the backcountry before, be familiar with your equipment and able handle yourself in challenging snow conditions. We start with less demanding tours (MOD-), advancing into more challenging (MOD+) situations. You must have a beacon, snow shovel, skins & eventually a probe. On every tour we will practice safe travel. Three pin telemark, BC and AT gear are the expected gear (If you ski 3 pins bindings or free-heel, you must be able to "link turns"). Destination will depend on participants, weather & snow conditions. Call or e-mail for meeting time & location.

Jan 3 **Alpine Ski Tour: Uac Backcountry 101 Avalanche Class – mod**

Thu – *Meet:* 6:00 pm at Red Butte Garden

Jan 5 *Organizer:* Devin Dwyer devin@utahavalanchecenter.org

Sat Evening Session: Thursday, January 3, 6-9PM, Red Butte Garden. Field Session: Saturday January 5, 8:30AM-5PM, Brighton Resort. Backcountry 101 is a designed for those new to the back country and those wanting a ground- up refresher. Heavy on practical, usable skills and local information, this is a great place to start building your avalanche skills. You will leave this class understanding the basics of safely travelling in avalanche terrain and sporting a great foundation for learning more. \$130.

- Jan 3 **Avalanche Education: Uac Backcountry 101 Avalanche Class – mod**
 Thu – *Meet:* 6:00 pm at Red Butte Garden
 Jan 5 *Organizer:* Devin Dwyer devin@utahavalanchecenter.org
 Sat
 Evening Session: Thursday, January 3, 6-9PM, Red Butte Garden. Field Session: Saturday January 5, 8:30AM-5PM, Brighton Resort. Backcountry 101 is designed for those new to the back country and those wanting a ground-up refresher. Heavy on practical, usable skills and local information, this is a great place to start building your avalanche skills. You will leave this class understanding the basics of safely travelling in avalanche terrain and sporting a great foundation for learning more. \$130.
- Jan 3 **Free Uac Avalanche Awareness Talk**
 Thu *Meet:* 7:30 pm at Black Diamond Equipment, 2092 East 3900 South, Salt Lake City 84124
Organizer: Linda Karz 801-278-0233
 Need A quick avalanche refresher? Or looking for some basic avalanche education? Come join the Black Diamond and Utah Avalanche Center for a free avalanche awareness talk on the evening of January 3d at 7:30 pm. As an added treat, there will be 15% off any snow safety gear purchases on the night of the class.
- Jan 3 **Ski Meeting/social: Free Uac Avalanche Awareness Talk**
 Thu *Meet:* 7:30 pm at Black Diamond Equipment, 2092 East 3900 South, Salt Lake City 84124
Organizer: Linda Karz 801-278-0233
 Need A quick avalanche refresher? Or looking for some basic avalanche education? Come join the Black Diamond and Utah Avalanche Center for a free avalanche awareness talk on the evening of January 3d at 7:30 pm. As an added treat, there will be 15% off any snow safety gear purchases on the night of the class.
- Jan 3 **Flashlight/moonlight Hike - Grandeur Variations – ntd+ – Out & Back – Moderate pace**
 Thu *Meet:* 5:30 pm at Parking Lot at North End of Wasatch Boulevard (Approximately 3000 South)
Organizer: Julie Kilgore 801-244-3323 jk@wasatch-environmental.com
 Hike a short distance up one of three routes below Grandeur. Yak trax, micro-spikes, or similar lightly studded footwear, and a headlamp or flashlight will be necessary. Meet at the trailhead for a 5:30 p.m. departure.
- Jan 4 Fri **Snowshoe: Organizer's Choice – ntd**
Meet: 9:30 am at 6200 South & Wasatch Park & Ride
Organizer: Loraine Lovell 801-255-0085 loraine4travel@yahoo.com
 Join Lorraine for a midweek NTD snowshoe. She will choose a destination based on the conditions of the day. Bring your 10 E's.
- Jan 5 **Snowshoe: Cardiff Fork – mod – Slow pace**
 Sat *Meet:* 9:30 am at 6200 South & Wasatch Park & Ride
Organizer: Ellen Jenkins 801-673-6235 ellenjenkins@yahoo.com
 The destination for this snowshoe is Cardiff Fork in Big Cottonwood Canyon. The group will go at a slow pace and enjoy the day. Bring your 10 E's and dress in layers for your comfort.
- Jan 5 **Snowshoe: Millcreek – ntd**
 Sat *Meet:* 9:00 am at Skyline High School - 3231 E Upland Dr (3760 S)
Organizer: Tom Mitko 801 277-7588 pro1dragon@aol.com
 Meet Tom at Skyline for an NTD snowshoe in Millcreek Canyon today. Bring your 10 E's and dress in layers.

| | |
|--------------------------------|--|
| Jan 5 Sat | <p>Alpine Ski Tour, Tele/at – mod – Out & Back – Moderate pace</p> <p><i>Meet:</i> Registration required</p> <p><i>Organizer:</i> Walt Haas 801-209-2545 haas@xmission.com</p> <p>Show and go skiing on a variety of MOD and MOD+ terrain. Exact location TBD. Beacons, shovels, probes, skins & tele or AT gear and knowledge of their use required. This is not a beginning tour. Must be comfortable with various snow and weather conditions. Duration 5-7 hours. Reasonable but steady pace. Maximum group size of 10.</p> |
| Jan 6 Sun | <p>Snowshoe: Dog Lake – ntd</p> <p><i>Meet:</i> 9:00 am at 6200 South & Wasatch Park & Ride</p> <p><i>Organizer:</i> Diane Budig 801-328-4512 dianededrickson@mcleodusa.net</p> <p>Join Diane for this club favorite NTD snowshoe. There's bound to be lots of good conversation and plenty of fun. Bring your 10 E's and dress in layers.</p> |
| Jan 6 Sun | <p>Alpine Ski Tour, Organizers Choice – mod-</p> <p><i>Meet:</i> 9:00 am at 6200 South & Wasatch Park & Ride</p> <p><i>Organizer:</i> Steve Duncan 801-680-9236 duncste@comcast.net</p> <p>Most likely safe areas between Mill D and Beartrap. Easier tour but not for beginners, avalanche gear required.</p> |
| Jan 6 Sun | <p>Snowshoe: Big Cottonwood Canyon – mod</p> <p><i>Meet:</i> 9:00 am at 6200 South & Wasatch Park & Ride</p> <p><i>Organizer:</i> Cindy Crass 801-803-1336 dohenryrose27@gmail.com</p> <p>Cindy will choose a destination in Big Cottonwood Canyon, possibly Broads Fork, for today's MOD snowshoe. Meet her at 9am with you 10E's, beacon, probe and shovel.</p> |
| Jan 7 Mon – Jan 8 Tue | <p>Alpine Ski Tour: Uac Advanced Avalanche Workshop – msd</p> <p><i>Meet:</i> 7:00 am at Snowbird</p> <p><i>Organizer:</i> Craig Gordon 801-231-2170 cgordonski@hotmail.com</p> <p>The Utah Avalanche Center and Snowbird are teaming up to present a workshop designed and presented by pro riders for pro riders, advanced skiers, and anyone who likes to use backcountry terrain aggressively. This 2 day on-snow workshop will cover topics like critical decision making, assessing snow stability, active terrain management, effective partner rescue, and situation management when things go wrong. We will focus on big mountain freeride issues, addressing steep complicated terrain, working with resort resources, quickly assessing unfamiliar terrain, and balancing the desire to bag big dramatic lines with surviving to ride another day. The cost is \$175 and pre-registration is required. Discount lift tickets will be available for non-pass holders</p> |
| Jan 7 Mon | <p>Flashlight/moonlight Hike - Jack's Mountain – ntd+ – Out & Back – Moderate pace</p> <p><i>Meet:</i> 5:30 pm at From Foothill Boulevard, go east at the light for 2100 South, which becomes Hyland Hills Road as it winds uphill above Foothill and Wasatch drives. At the very top, turn left on Lakeline and drive north 0.3 mile to the cul-de-sac. The trailhead is a gate</p> <p><i>Organizer:</i> Julie Kilgore 801-244-3323 jk@wasatch-environmental.com</p> <p>Julie will select one of the routes to gain the ridge towards Jack's Mountain located behind Foothill Boulevard and above the "H" rock. Yak trax, micro-spikes, or similar lightly studded footwear, and a headlamp or flashlight will be necessary. Meet at the trailhead for a 5:30 p.m. departure.</p> |
| Jan 8 Tue | <p>Rock Climb @ Momentum – mod – 48' ascent</p> <p><i>Meet:</i> 6:30 pm at Momentum</p> <p><i>Organizer:</i> John Butler 801 718 4166</p> <p>If you are new, just ask for the Wasatch Mountain Club people at the front desk and they will point us out... or call/text me. 6:30-ish until whenever-ish</p> |

- Jan 8 Tue Snowshoe - Tuesday Snowshoe – mod- – Out & Back – Moderate pace**
Meet: 9:30 am at 6200 South & Wasatch Park & Ride
Organizer: Robert Myers 801-466-3292 (H) or 801-651-9965 (C) robertmyers47@gmail.com
 This is a weekly event for the Tuesday snowshoe group. We meet on a regular basis and go for trips into the local canyons. This trip will start out with an easy start and as the season moves on become MOD-to MOD+. Depending on the weather, trip will generally be 3-4hrs. Sign up for the snowshoe email list (under Member Menu) on the WMC website to get up to date information on the planned trip each week. We meet at the 6200 South & Wasatch Blvd. Park & Ride, in the South end of the lot starting at 9:15AM. Departure time is 9:30AM. E-mail me with any questions.
- Jan 8 Tue Snowshoe: Park City Environs – mod**
Meet: 10:00 am at Disseminated via the snowshoe email list
Carpool: 9:15 am at Parleys Way Walmart lot, East side - 2703 Parleys Way
Organizer: Vince Desimone 435-649-6805 vincedesimone@yahoo.com
 Vince will organize a Tuesday Group again this year. Meet at 10:00 AM every Tue and go to places in the Park City area where snowshoes are the best means of travel. Expect friendly conversation. For meeting location and last minute details, join the WMC snowshoe email list for automatic notices or updates for all Tuesday snowshoe trips throughout the winter. You will feel welcome and comfortable. Vince prefers cyberspace for questions and info. The club recommends that you wear a transceiver and know how to use it. Carpool from SLC from the Parley's Way Walmart parking lot at 9:15 am.
- Jan 8 Tue Avalanche Awareness: Free Uac Avalanche Awareness Talk**
Meet: 7:00 pm at REI Salt Lake, 3285 E 3300 S
Organizer: Celeste Eppler 801-486-2107 ceppler@rei.com
 Registration is strongly recommended. This multi-media talk has an exciting 15-minute video on avalanches plus a 1/2hr. PowerPoint on how to stay alive in avalanche terrain including terrain, snow stability, safe travel and rescue. Subjects include: avalanche rescue, how avalanches work, reading avalanche terrain, obvious clues to instability, avalanche weather, safe travel practices and essential equipment. This talk is presented by the staff of the Utah Avalanche Center, who are some of the foremost avalanche experts in the country. If you register for any of our free in-store presentations, we will hold a seat for you until the scheduled start. If you do not arrive to claim your seat before this time, we will release it to the general public. Seating may be available at the door, even if the registration is closed. Register at <http://www.rei.com/stores/salt-lake-city.html>
- Jan 8 Tue Ski Meeting/social: Free Uac Avalanche Awareness Talk**
Meet: 7:00 pm at REI Salt Lake, 3285 E 3300 S
Organizer: Celeste Eppler 801-486-2107 ceppler@rei.com
 Registration is strongly recommended. This multi-media talk has an exciting 15-minute video on avalanches plus a 1/2hr. PowerPoint on how to stay alive in avalanche terrain including terrain, snow stability, safe travel and rescue. Subjects include: avalanche rescue, how avalanches work, reading avalanche terrain, obvious clues to instability, avalanche weather, safe travel practices and essential equipment. This talk is presented by the staff of the Utah Avalanche Center, who are some of the foremost avalanche experts in the country. If you register for any of our free in-store presentations, we will hold a seat for you until the scheduled start. If you do not arrive to claim your seat before this time, we will release it to the general public. Seating may be available at the door, even if the registration is closed. Register at <http://www.rei.com/stores/salt-lake-city.html>

- Jan 8 **Alpine Ski Tour: Tri Canyons – mod**
 Tue *Meet:* Registration required
Organizer: Chris Proctor 801-485-1543 proctorgtr@aol.com
 TUE SKI BACKCOUNTRY: Weekly MOD ski tours, usually in the Tri-canyons. Early season tours are contingent on snow conditions. 8 AM starts. Good conditioning, appropriate gear and avy skills are essential. Call or e-mail Chris Proctor Monday by 5 P.M. for meeting place. Newbies should call or mail ahead to discuss trip requirements.
- Jan 9 **Boating Permit Application Party With Pizza**
 Wed *Meet:* 6:30 pm at Rocky Mountain Pizza-3977 S. Wasatch Blvd, next to Dans
Organizer: Zig Sondelski 801-230-3623 zig.sondelski@gmail.com
 No sooner did we get our boating gear cleaned and stored in the shed and it's time to start thinking about the upcoming 2013 season. This meeting is our time to get acquainted, discuss rivers, trips, trip organizing, new ideas and, most important, to fill out and submit permit applications to obtain a share of the river permits. All interested WMC members are invited. Due to popular (over)demand, some of the rivers we enjoy have limited access through a permit lottery system. Some permits are paper applications. We will have paper permit applications for you to complete with envelopes and postage for: Cataract, Yampa/Ladore/Split Mtn, Rogue, and San Juan. You can print and fill out paper applications now by logging into the WMC web site, then going to the boating website to access the permit links. Also bring a checkbook as paper applications can have a fee up to \$15. Other river permits are completed on-line. On-line applications are for: Desolation/Grey, Main Salmon/Middle Fork Salmon/Selway/Hell's Canyon and Salt River. Rocky Mountain Pizza has wi-fi available, so please bring your PC's to access and complete the on-line applications. These also have an application fee so bring your credit card. And please consider sharing your PC's with those who don't bring one. You can also fill out on-line applications now by logging into the WMC web site, then going to the boating website to access the permit links. Help will be available for selecting launch dates and any for other questions. If you are not already, consider signing up on the WMC boater email list add yourself to it via Member Menu > Email List Subscribe.
- Jan 9 **Alpine Ski Tour, Tri Canyons – msd**
 Wed *Meet:* Registration required
Organizer: Walt Haas 801-209-2545 haas@xmission.com
 WED SKI BACKCOUNTRY: Weekly MSD (strenuous) ski tours, usually in the Tri-canyons. 8 AM starts. Good conditioning, appropriate gear and avy skills are essential. Call or e-mail Walt Haas Tuesday by 5 P.M. for meeting place. Newbies should call or mail ahead to discuss trip requirements.
- Jan 10 **Alpine Ski Tour: Women's Uac Backcountry 101 Avalanche Class – mod**
 Thu – *Meet:* 6:00 pm at Red Butte Garden
 Jan 12 *Organizer:* Devin Dwyer devin@utahavalanchecenter.org
 Sat Evening Session: Thursday, January 10, 6-9PM, Red Butte Garden. Field Session: Saturday January 12, 8:30AM-5PM, Brighton Resort. Backcountry 101 is a designed for those new to the back country and those wanting a ground- up refresher. Heavy on practical, usable skills and local information, this is a great place to start building your avalanche skills. You will leave this class understanding the basics of safely travelling in avalanche terrain and sporting a great foundation for learning more. \$130.
- Jan 10 **Avalanche Education: Women's Uac Backcountry 101 Avalanche Class – mod**
 Thu – *Meet:* 6:00 pm at Red Butte Garden
 Jan 12 *Organizer:* Devin Dwyer devin@utahavalanchecenter.org
 Sat Evening Session: Thursday, January 10, 6-9PM, Red Butte Garden. Field Session: Saturday January 12, 8:30AM-5PM, Brighton Resort. Backcountry 101 is a designed for those new to the back country and those wanting a ground- up refresher. Heavy on practical, usable skills and local information, this is a great place to start building your avalanche skills. You will leave this class understanding the basics of safely travelling in avalanche terrain and sporting a great foundation for learning more. \$130.

- Jan 10 **Alpine Ski Tour - Telemark/at/snowboard – mod- – Out & Back – Moderate pace**
 Thu *Meet:* Disseminated via the Ski email list
Organizer: Robert Myers 801-466-3292 (H) or 801-651-9965 (C) robertmyers47@gmail.com
 Introductory to Backcountry skiing in the Wasatch. To participate you will need to have skied the backcountry before, be familiar with your equipment and able handle yourself in challenging snow conditions. We start with less demanding tours (MOD-), advancing into more challenging (MOD+) situations. You must have a beacon, snow shovel, skins & eventually a probe. On every tour we will practice safe travel. Three pin telemark, BC and AT gear are the expected gear (If you ski 3 pins bindings or free-heel, you must be able to “link turns”). Destination will depend on participants, weather & snow conditions. Call or e-mail for meeting time & location.
- Jan 10 **Flashlight/moonlight Hike - Grandeur Variations – ntd+ – Out & Back – Moderate pace**
 Thu *Meet:* 5:30 pm at Parking Lot at North End of Wasatch Boulevard (Approximately 3000 South)
Organizer: Julie Kilgore 801-244-3323 jk@wasatch-environmental.com
 Hike a short distance up one of three routes below Grandeur. Yak trax, micro-spikes, or similar lightly studded footwear, and a headlamp or flashlight will be necessary. Meet at the trailhead for a 5:30 p.m. departure.
- Jan 12 **Social - Dance Lessons And Fun – 0.1 mi – 1’ ascent**
 Sat – *Meet:* 7:00 pm at 3360 South Redwood Road Salt Lake City, UT 84119 (801) 972-5447
 Jan 26 *Carpool:* 7:00 pm at Please plan to dance and drink responsively or Get a Cab! :)
 Sat *Organizer:* Anthony Hellman 801-809-6133 utahhomes4us@gmail.com
 Join Tony and other adventurous souls for socializing and learning to “Couples Dance” (singles welcome) at the Westerner from 7 to 8:30 on Saturdays starting Dec 8, Dec 15, then Jan 12, 19, 26 of the new year. No cost / no cover before 8 pm. Taught by instructors who cater to the beginners to intermediate. Two step, country swing, night club two, etc. Meet on the dance floor or the south side of the dance floor at the the table of Leanne. Or just ask for Tony of the WMC ...I’ll be wearing my white cowboy hat (versus hiking shoes) ps: tennis shoes are very hard to dance in! Hard sole shoes recommended. Live band starts around 9:30. No smoking in bar.
- Jan 12 **Pete’s Rock Sign Dedication Followed By Hike – ntd**
 Sat *Meet:* 9:00 am at Mount Olympus Trailhead
Organizer: Julie Kilgore 801-244-3323 jk@wasatch-environmental.com
 Join the WMC and Petersen family members for a gathering at the recently installed commemorative sign that will be permanently placed at the base of Pete’s Rock. Afterwards, if winter conditions allow, we will hike up the Mount Olympus trail and connect to the new section of the Bonneville Shoreline trail that heads north towards Neff’s Canyon. To join the hike, come prepared with yak trax, micro spikes, or some form of lightly studded footwear.
- Jan 12 **Snowshoe: Organizer’s Choice – mod**
 Sat *Meet:* 9:00 am at 6200 South & Wasatch Park & Ride
Organizer: Mark McKenzie 801-913-8439 mark.mckenzie@slcc.edu
 Mark will be leading today’s MOD snowshoe group. He will choose a destination suited to the conditions of the day. Bring your beacon, probe, shovel, and 10 E’s for this outing.
- Jan 12 **Snowshoe: Millcreek Canyon – ntd**
 Sat *Meet:* 9:00 am at Skyline High School - 3231 E Upland Dr (3760 S)
Organizer: Mark Jones 801-410-4163
 Meet Mark at Skyline High School for an NTD snowshoe in beautiful Millcreek Canyon. Bring your 10 E’s and Millcreek pass if you have one.

| | |
|---------------|---|
| Jan 12 Sat | <p>Alpine Ski Tour, Tele/at – mod – Out & Back – Moderate pace</p> <p><i>Meet:</i> Registration required</p> <p><i>Organizer:</i> Walt Haas 801-209-2545 haas@xmission.com</p> <p>Show and go skiing on a variety of MOD and MOD+ terrain. Exact location TBD. Beacons, shovels, probes, skins & tele or AT gear and knowledge of their use required. This is not a beginning tour. Must be comfortable with various snow and weather conditions. Duration 5-7 hours. Reasonable but steady pace. Maximum group size of 10.</p> |
| Jan 13 Sun | <p>Maybird Snowshoe – mod – Out & Back – Moderate pace</p> <p><i>Meet:</i> 9:00 am at 6200 South & Wasatch Park & Ride</p> <p><i>Organizer:</i> Shane Bode 801-647-2917 shanejaq@q.com</p> <p>One of Shane and Jaq's favorite outings. Do your powder dance if the plunging is good we may yo-yo the bird. Bring your 10 e's, beacon, shovel and probe.</p> |
| Jan 13 Sun | <p>Afternoon Snowshoe: Willow Bowl – mod</p> <p><i>Meet:</i> 1:00 pm at 6200 South & Wasatch Park & Ride</p> <p><i>Organizer:</i> Cassie Badowski 801-278-5153 cassie@hesstravel.com</p> <p>Join Cassie at 1 pm for an afternoon snowshoe to Willow Bowl. Bring your 10 E's, beacon, probe and shovel.</p> |
| Jan 13 Sun | <p>Nordic Ski Tour: Castle Peak Or Erickson Basin Divide – mod+ – Out & Back – Fast pace</p> <p><i>Meet:</i> Registration required</p> <p><i>Organizer:</i> Michael Berry 801-583-4721 mberryxc@earthlink.net</p> <p>Upper Setting or Shingle Creek Trailhead. Backcountry nordic (hybrid) skis/boots and 3-pin bindings work best. Beacon, shovel, and skins required.</p> |
| Jan 13 Sun | <p>Snowshoe: Organizer's Choice – ntd+</p> <p><i>Meet:</i> Disseminated via the Snowshoe email list</p> <p><i>Organizer:</i> Liz Cordova liz1466@live.com</p> <p>Destination will be selected a few days in advance based on conditions, then sent out to the email list and posted to the website. Plan on 4 - 5 hours and a not-too-rushed pace; details will follow. Lynette Brooks will co-lead (lerkbrooks@yahoo.com, 801-523-6225).</p> |
| Jan 14 Mon | <p>Flashlight/moonlight Hike - Jack's Mountain – ntd+ – Out & Back – Moderate pace</p> <p><i>Meet:</i> 5:30 pm at From Foothill Boulevard, go east at the light for 2100 South, which becomes Hyland Hills Road as it winds uphill above Foothill and Wasatch drives. At the very top, turn left on Lakeline and drive north 0.3 mile to the cul-de-sac. The trailhead is a gate</p> <p><i>Organizer:</i> Julie Kilgore 801-244-3323 jk@wasatch-environmental.com</p> <p>Julie will select one of the routes to gain the ridge towards Jack's Mountain located behind Foothill Boulevard and above the "H" rock. Yak trax, micro-spikes, or similar lightly studded footwear, and a headlamp or flashlight will be necessary. Meet at the trailhead for a 5:30 p.m. departure.</p> |
| Jan 15 Tue | <p>Rock Climb @ Momentum – mod – 48' ascent</p> <p><i>Meet:</i> 6:30 pm at Momentum</p> <p><i>Organizer:</i> John Butler 801 718 4166</p> <p>If you are new, just ask for the Wasatch Mountain Club people at the front desk and they will point us out... or call/text me. 6:30-ish until whenever-ish</p> |

Jan 15 Snowshoe - Tuesday Snowshoe – mod – Out & Back – Moderate pace

Tue *Meet:* 9:30 am at 6200 South & Wasatch Park & Ride

Organizer: Robert Myers 801-466-3292 (H) or 801-651-9965 (C) robertmyers47@gmail.com

This is a weekly event for the Tuesday snowshoe group. We meet on a regular basis and go for trips into the local canyons. Depending on the weather, trip will generally be 3-4hrs. Sign up for the snowshoe email list (under Member Menu) on the WMC website to get up to date information on the planned trip each week. We meet at the 6200 South & Wasatch Blvd. Park & Ride, in the South end of the lot starting at 9:15AM. Departure time is 9:30AM. E-mail me with any questions.

Jan 15 Snowshoe: Park City Environs – mod

Tue *Meet:* 10:00 am at Disseminated via the snowshoe email list

Carpool: 9:15 am at Parleys Way Walmart lot, East side - 2703 Parleys Way

Organizer: Vince Desimone 435-649-6805 vincedesimone@yahoo.com

Vince will organize a Tuesday Group again this year. Meet at 10:00 AM every Tue and go to places in the Park City area where snowshoes are the best means of travel. Expect friendly conversation. For meeting location and last minute details, join the WMC snowshoe email list for automatic notices or updates for all Tuesday snowshoe trips throughout the winter. You will feel welcome and comfortable. Vince prefers cyberspace for questions and info. The club recommends that you wear a transceiver and know how to use it. Carpool from SLC from the Parley's Way Walmart parking lot at 9:15 am.

Jan 15 Avalanche Education: Free Uac Science Of Avalanches

Tue *Meet:* 7:00 pm at REI Salt Lake, 3285 E 3300 S

Organizer: Celeste Eppler 801-486-2107 ceppler@rei.com

Registration is strongly recommended. Utah Avalanche Center Director, Bruce Tremper will give his popular talk, the Science of Avalanches. Bruce will explain the science of avalanches in plain, non-technical terms so that even non-scientists can understand exactly how avalanches work. Bruce uses many videos, props and models such as a tilt-board, foam rubber, cardboard boxes, paper cups, silly putty, rubber bands and other props in a Dr. Science talk. Avalanche geeks unite! Bruce will NOT cover basic avalanche subjects like terrain, rescue, safe-travel or other basic subjects. Register at <http://www.rei.com/stores/salt-lake-city.html>

Jan 15 Ski Meeting/social: Free Uac Science Of Avalanches

Tue *Meet:* 7:00 pm at REI Salt Lake, 3285 E 3300 S

Organizer: Celeste Eppler 801-486-2107 ceppler@rei.com

Registration is strongly recommended. Utah Avalanche Center Director, Bruce Tremper will give his popular talk, the Science of Avalanches. Bruce will explain the science of avalanches in plain, non-technical terms so that even non-scientists can understand exactly how avalanches work. Bruce uses many videos, props and models such as a tilt-board, foam rubber, cardboard boxes, paper cups, silly putty, rubber bands and other props in a Dr. Science talk. Avalanche geeks unite! Bruce will NOT cover basic avalanche subjects like terrain, rescue, safe-travel or other basic subjects. Register at <http://www.rei.com/stores/salt-lake-city.html>

Jan 15 Alpine Ski Tour: Tri Canyons – mod

Tue *Meet:* Registration required

Organizer: Chris Proctor 801-485-1543 proctorgtr@aol.com

TUE SKI BACKCOUNTRY: Weekly MOD ski tours, usually in the Tri-canyons. Early season tours are contingent on snow conditions. 8 AM starts. Good conditioning, appropriate gear and avy skills are essential. Call or e-mail Chris Proctor Monday by 5 P.M. for meeting place. Newbies should call or mail ahead to discuss trip requirements.

Jan 16 Alpine Ski Tour, Tri Canyons – msd

Wed *Meet:* Registration required

Organizer: Walt Haas 801-209-2545 haas@xmission.com

WED SKI BACKCOUNTRY: Weekly MSD (strenuous) ski tours, usually in the Tri-canyons. 8 AM starts. Good conditioning, appropriate gear and avy skills are essential. Call or e-mail Walt Haas Tuesday by 5 P.M. for meeting place. Newbies should call or mail ahead to discuss trip requirements.

Jan 17 Alpine Ski Tour - Telemark/at/snowboard – mod- – Out & Back – Moderate pace

Thu *Meet:* Disseminated via the Ski email list

Organizer: Robert Myers 801-466-3292 (H) or 801-651-9965 (C) robertmyers47@gmail.com

Introductory to Backcountry skiing in the Wasatch. To participate you will need to have skied the backcountry before, be familiar with your equipment and able handle yourself in challenging snow conditions. We start with less demanding tours (MOD-), advancing into more challenging (MOD+) situations. You must have a beacon, snow shovel, skins & eventually a probe. On every tour we will practice safe travel. Three pin telemark, BC and AT gear are the expected gear (If you ski 3 pins bindings or free-heel, you must be able to “link turns”). Destination will depend on participants, weather & snow conditions. Call or e-mail for meeting time & location.

Jan 17 Free Uac Avalanche Awareness Talk

Thu *Meet:* 7:00 pm at Kirkham’s Outdoor Products, 3125 South State St., South Salt Lake UT 84115

Organizer: Bryan Smail 801-486-4161

This multi-media talk has an exciting 15-minute video on avalanches plus a 1/2hr. PowerPoint on how to stay alive in avalanche terrain including terrain, snow stability, safe travel and rescue. Subjects include: avalanche rescue, how avalanches work, reading avalanche terrain, obvious clues to instability, avalanche weather, safe travel practices and essential equipment. This talk is presented by the staff of the Utah Avalanche Center, who are some of the foremost avalanche experts in the country. For those who attend Kirkhams will be offering a 20% coupon for all avalanche related equipment good for 1 week from the date of the clinic.

Jan 17 Ski Meeting/social: Free Uac Avalanche Awareness Talk

Thu *Meet:* 7:00 pm at Kirkham’s Outdoor Products, 3125 South State St., South Salt Lake UT 84115

Organizer: Bryan Smail 801-486-4161

This multi-media talk has an exciting 15-minute video on avalanches plus a 1/2hr. PowerPoint on how to stay alive in avalanche terrain including terrain, snow stability, safe travel and rescue. Subjects include: avalanche rescue, how avalanches work, reading avalanche terrain, obvious clues to instability, avalanche weather, safe travel practices and essential equipment. This talk is presented by the staff of the Utah Avalanche Center, who are some of the foremost avalanche experts in the country. For those who attend Kirkhams will be offering a 20% coupon for all avalanche related equipment good for 1 week from the date of the clinic.

Jan 17 Flashlight/moonlight Hike - Grandeur Variations – ntd+ – Out & Back – Moderate pace

Thu *Meet:* 5:30 pm at Parking Lot at North End of Wasatch Boulevard (Approximately 3000 South)

Organizer: Julie Kilgore 801-244-3323 jk@wasatch-environmental.com

Hike a short distance up one of three routes below Grandeur. Yak trax, micro-spikes, or similar lightly studded footwear, and a headlamp or flashlight will be necessary. Meet at the trailhead for a 5:30 p.m. departure. We’ll be back in time to attend the free avalanche awareness talk.

- Jan 19 **Nordic Ski Tour- Millcreek Canyon Ski Trail – 4.5 mi Out & Back – 1400’ ascent – Moderate pace**
 Sat *Meet:* 8:30 am at Skyline High School - 3231 E Upland Dr (3760 S)
Organizer: David Andrenyak 801-582-6106 andrenyakda@aim.com
 Skiing up the Millcreek Canyon Road beyond the gate at Maple Grove. The trail gets groomed. Nice forest scenery. If we ski up to the Big Water Parking lot, plan on about 3-4 hours. Energetic dogs are welcome. This is a popular place for winter recreation. Be aware that it can be crowded with people and dogs for the first 1.5 miles. Lets plan to meet at 0830 for a 0845 departure. If conditions are icy, I suggest putting on hiking boots (spikes) and walk up the road.
- Jan 19 **Social - Dance Lessons And Fun – 0.1 mi – 1’ ascent**
 Sat – *Meet:* 7:00 pm at 3360 South Redwood Road Salt Lake City, UT 84119 (801) 972-5447
 Jan 26 *Carpool:* 7:00 pm at Please plan to dance and drink responsively or Get a Cab! :)
 Sat *Organizer:* Anthony Hellman 801-809-6133 utahhomes4us@gmail.com
 Join Tony and other adventurous souls for socializing and learning to “Couples Dance” (singles welcome) at the Westerner from 7 to 8:30 on Saturdays starting Dec 8, Dec 15, then Jan 12, 19, 26 of the new year. No cost / no cover before 8 pm. Taught by instructors who cater to the beginners to intermediate. Two step, country swing, night club two, etc. Meet on the dance floor or the south side of the dance floor at the the table of Leanne. Or just ask for Tony of the WMC ...I’ll be wearing my white cowboy hat (versus hiking shoes) ps: tennis shoes are very hard to dance in! Hard sole shoes recommended. Live band starts around 9:30. No smoking in bar.
- Jan 19 **Snowshoe: Wolverine Cirque – mod**
 Sat *Meet:* 9:00 am at 6200 South & Wasatch Park & Ride
Organizer: Cassie Badowski 801-278-5153 cassie@hesstravel.com
 Join Cassie for one of the more exciting MOD snowshoes around. There are incredible views along the ridgeline. Bring your 10 E’s, beacon, probe and shovel.
- Jan 19 **Avalanche Transceiver Practice Field Session**
 Sat *Meet:* 9:00 am at Butler Elementary - 2700 E 7000 S
Organizer: Walter Haas 801-209-2545 haas@xmission.com
 A hands-on field session to learn how to use the transceiver in a backcountry search. To have any level of skill at avalanche rescue you must practice out in the snow! After a morning of practice we traditionally break off into groups of like mind for a short outing. Meet at Butler Elementary parking lot, 2700 East just south of Fort Union Blvd. Bring your snowshoes or skis with skins, snow shovel, 10 Es and don’t forget to put fresh batteries in your transceiver. For more information or to volunteer to help with the transceiver session please contact the Winter Sports Director.
- Jan 19 **Ski Meeting/social: Avalanche Transceiver Field Session**
 Sat *Meet:* 9:00 am at Butler Elementary - 2700 E 7000 S
Organizer: Walter Haas 801-209-2545 haas@xmission.com
 A hands-on field session to learn how to use the transceiver in a backcountry search. To have any level of skill at avalanche rescue you must practice out in the snow! After a morning of practice we traditionally break off into groups of like mind for a short outing. Meet at Butler Elementary parking lot, 2700 East just south of Fort Union Blvd. Bring your snowshoes or skis with skins, snow shovel, 10 Es and don’t forget to put fresh batteries in your transceiver. For more information or to volunteer to help with the transceiver session please contact the Winter Sports Director.

- Jan 20 **Snowshoe: Broads Fork Hopefully – mod – 5.0 mi Loop – 2100' ascent – Moderate pace**
 Sun *Meet:* 9:00 am at 6200 South & Wasatch Park & Ride
Organizer: Knick Knickerbocker 801-891-2669 Knick.Sold@comcast.net
 Weather and conditions permitting, Knick Knickerbocker (801-891-2669 or knick.sold@comcast.net) hopes to snowshoe up Broads Fork to the Beaver Pond and then is hoping to do this as a loop. If conditions aren't good or safe we'll find somewhere that is. Come join Knick on this outing. Plan accordingly - it's NOT an easy one on snowshoes with approx 2,100 ft of elevation gain. Bring your 10E's and avi gear. Meet at 6200 South & Wasatch Park & Ride by 9:00.
- Jan 20 **Alpine Ski Tour: Pfeifferhorn – msd – 4.5 mi Out & Back – 3700' ascent – Moderate pace**
 Sun *Meet:* Registration required
Organizer: Walter* Haas 801-209-2545 haas@xmission.com
 Ski to the tree line above Red Pine Lake, leave skis there and ascend the Pfeifferhorn on foot, then ski out. Subject to rescheduling or canceling because of weather or avalanche conditions.
- Jan 22 **Rock Climb @ Momentum – mod – 48' ascent**
 Tue *Meet:* 6:30 pm at Momentum
Organizer: John Butler 801 718 4166
 If you are new, just ask for the Wasatch Mountain Club people at the front desk and they will point us out... or call/text me. 6:30-ish until whenever-ish
- Jan 22 **Snowshoe - Tuesday Snowshoe – mod – Out & Back – Moderate pace**
 Tue *Meet:* 9:30 am at 6200 South & Wasatch Park & Ride
Organizer: Robert Myers 801-466-3292 (H) or 801-651-9965 (C) robertmyers47@gmail.com
 This is a weekly event for the Tuesday snowshoe group. We meet on a regular basis and go for trips into the local canyons. Depending on the weather, trip will generally be 3-4hrs. Sign up for the snowshoe email list (under Member Menu) on the WMC website to get up to date information on the planned trip each week. We meet at the 6200 South & Wasatch Blvd. Park & Ride, in the South end of the lot starting at 9:15AM. Departure time is 9:30AM. E-mail me with any questions.
- Jan 22 **Snowshoe: Park City Environs – mod**
 Tue *Meet:* 10:00 am at Disseminated via the snowshoe email list
Carpool: 9:15 am at Parleys Way Walmart lot, East side - 2703 Parleys Way
Organizer: Vince Desimone 435-649-6805 vinedesimone@yahoo.com
 Vince will organize a Tuesday Group again this year. Meet at 10:00 AM every Tue and go to places in the Park City area where snowshoes are the best means of travel. Expect friendly conversation. For meeting location and last minute details, join the WMC snowshoe email list for automatic notices or updates for all Tuesday snowshoe trips throughout the winter. You will feel welcome and comfortable. Vince prefers cyberspace for questions and info. The club recommends that you wear a transceiver and know how to use it. Carpool from SLC from the Parley's Way Walmart parking lot at 9:15 am.
- Jan 22 **Alpine Ski Tour: Tri Canyons – mod**
 Tue *Meet:* Registration required
Organizer: Chris Proctor 801-485-1543 proctorgtr@aol.com
 TUE SKI BACKCOUNTRY: Weekly MOD ski tours, usually in the Tri-canyons. Early season tours are contingent on snow conditions. 8 AM starts. Good conditioning, appropriate gear and avy skills are essential. Call or e-mail Chris Proctor Monday by 5 P.M. for meeting place. Newbies should call or mail ahead to discuss trip requirements.

Jan 23 Free Uac Avalanche Awareness Talk

Wed *Meet:* 7:00 pm at Scheels, 11282 South State Street, Sandy UT

Organizer: Walter* Haas 801-209-2545 haas@xmission.com

This multi-media talk has an exciting 15-minute video on avalanches plus a 1/2hr. PowerPoint on how to stay alive in avalanche terrain including terrain, snow stability, safe travel and rescue. Subjects include: avalanche rescue, how avalanches work, reading avalanche terrain, obvious clues to instability, avalanche weather, safe travel practices and essential equipment. This talk is presented by the staff of the Utah Avalanche Center, who are some of the foremost avalanche experts in the country.

Jan 23 Ski Meeting/social: Free Uac Avalanche Awareness Talk

Wed *Meet:* 7:00 pm at Scheels, 11282 South State Street, Sandy UT

Organizer: Walter* Haas 801-209-2545 haas@xmission.com

This multi-media talk has an exciting 15-minute video on avalanches plus a 1/2hr. PowerPoint on how to stay alive in avalanche terrain including terrain, snow stability, safe travel and rescue. Subjects include: avalanche rescue, how avalanches work, reading avalanche terrain, obvious clues to instability, avalanche weather, safe travel practices and essential equipment. This talk is presented by the staff of the Utah Avalanche Center, who are some of the foremost avalanche experts in the country.

Jan 23 Alpine Ski Tour, Tri Canyons – msd

Wed *Meet:* Registration required

Organizer: Walt Haas 801-209-2545 haas@xmission.com

WED SKI BACKCOUNTRY: Weekly MSD (strenuous) ski tours, usually in the Tri-canyons. 8 AM starts. Good conditioning, appropriate gear and avy skills are essential. Call or e-mail Walt Haas Tuesday by 5 P.M. for meeting place. Newbies should call or mail ahead to discuss trip requirements.

Jan 24 Avalanche Education: Uac Advanced Skills Backcountry 201

Thu – *Meet:* 6:00 pm at Red Butte Garden

Jan 26 *Organizer:* Devin Dwyer devin@utahavalanchecenter.org

Sat Advanced Avalanche Skills class is a means of furthering the skills taught in the Backcountry 101 class and to spend time with avalanche professionals honing and refreshing your existing skills. THIS IS NOT AN INTRODUCTORY LEVEL CLASS and you should already have basic knowledge of backcountry avalanche safety. Evening Session: Thursday, Jan 24, 2013 - 6pm-9pm @ Red Butte Garden. Field Session: Saturday, Jan 26, 2013 - 8:30am-5:00pm @ Brighton. \$130

Jan 24 Alpine Ski Tour: Uac Backcountry 201 Avalanche Class

Thu – *Meet:* 6:00 pm at Red Butte Garden

Jan 26 *Organizer:* Devin Dwyer devin@utahavalanchecenter.org

Sat Advanced Avalanche Skills class is a means of furthering the skills taught in the Backcountry 101 class and to spend time with avalanche professionals honing and refreshing your existing skills. THIS IS NOT AN INTRODUCTORY LEVEL CLASS and you should already have basic knowledge of backcountry avalanche safety. Evening Session: Thursday, Jan 24, 2013 - 6pm-9pm @ Red Butte Garden. Field Session: Saturday, Jan 26, 2013 - 8:30am-5:00pm @ Brighton. \$130

- Jan 24 **Alpine Ski Tour - Telemark/at/snowboard – mod- – Out & Back – Moderate pace**
 Thu *Meet:* Disseminated via the Ski email list
Organizer: Robert Myers 801-466-3292 (H) or 801-651-9965 (C) robertmyers47@gmail.com
 Introductory to Backcountry skiing in the Wasatch. To participate you will need to have skied the backcountry before, be familiar with your equipment and able handle yourself in challenging snow conditions. We start with less demanding tours (MOD-), advancing into more challenging (MOD+) situations. You must have a beacon, snow shovel, skins & eventually a probe. On every tour we will practice safe travel. Three pin telemark, BC and AT gear are the expected gear (If you ski 3 pins bindings or free-heel, you must be able to “link turns”). Destination will depend on participants, weather & snow conditions. Call or e-mail for meeting time & location.
- Jan 24 **Flashlight/moonlight Hike - Grandeur Variations – ntd+ – Out & Back – Moderate pace**
 Thu *Meet:* 5:30 pm at Parking Lot at North End of Wasatch Boulevard (Approximately 3000 South)
Organizer: Julie Kilgore 801-244-3323 jk@wasatch-environmental.com
 Hike a short distance up one of three routes below Grandeur. Yak trax, micro-spikes, or similar lightly studded footwear, and a headlamp or flashlight will be necessary. Meet at the trailhead for a 5:30 p.m. departure.
- Jan 26 **Social - Dance Lessons And Fun – 0.1 mi – 1’ ascent**
 Sat – *Meet:* 7:00 pm at 3360 South Redwood Road Salt Lake City, UT 84119 (801) 972-5447
 Jan 27 *Carpool:* 7:00 pm at Please plan to dance and drink responsively or Get a Cab! :)
 Sun *Organizer:* Anthony Hellman 801-809-6133 utahhomes4us@gmail.com
 Join Tony and other adventurous souls for socializing and learning to “Couples Dance” (singles welcome) at the Westerner from 7 to 8:30 on Saturdays starting Dec 8, Dec 15, then Jan 12, 19, 26 of the new year. No cost / no cover before 8 pm. Taught by instructors who cater to the beginners to intermediate. Two step, country swing, night club two, etc. Meet on the dance floor or the south side of the dance floor at the the table of Leanne. Or just ask for Tony of the WMC ...I’ll be wearing my white cowboy hat (versus hiking shoes) ps: tennis shoes are very hard to dance in! Hard sole shoes recommended. Live band starts around 9:30. No smoking in bar.
- Jan 26 **Snowshoe: Albion Basin – ntd – Slow pace**
 Sat *Meet:* 9:15 am at 3880 Wasatch Boulevard Park & Ride
Organizer: Doug Stark 801-277-8538 dostart@yahoo.com
 Doug will be doing a slow paced snowshoe to Albion Basin today. This will be an NTD trip. Bring your 10 E’s and meet Doug at the 3880 Wasatch park and ride at 9:15 am.
- Jan 26 **Snowshoe: Powder Park – mod**
 Sat *Meet:* 9:00 am at 6200 South & Wasatch Park & Ride
Organizer: Trisha Lee 801 274-7643 trisha2king@juno.com
 Tricia Lee is heading to Powder Park today. We believe it is called Powder Park 2 but with so many, I am not certain I’ve got the numbering scheme correct. Either way, they are all excellent choices - so just show up and enjoy the trip! Bring your 10 E’s, beacon, probe and shovel.

- Jan 26 **Day Hike - Annual Lone Peak Winter Trek – ext – 12.0 mi Out & Back – 6500’ ascent – Moderate pace**
Sat
Meet: 5:45 am at Orson Smith Trailhead - 12600 South Highland Drive
Organizer: Michael Hannan 801-943-6453 michaelthannan@gmail.com
Umpeenth Annual WMC Lone Peak Winter Excursion. Plan on the entire day with a headlamp start at 6 a.m. Registraton required. Equipment needed includes snowshoes, crampons, ice ax, warm clothing and plenty of nourishment. Helmets are optional. Please practice donning snowshoes and crampons if you haven’t done so in a while! If new to using snowshoes, take at least one practice hike of 3+ miles to make sure they stay on your feet. This hike is weather-dependent and may need to be postponed and re-scheduled because of inclement weather and/or avalanche danger. The goal is to stay safe - reaching the summit is optional.
- Jan 27 **Nordic Ski Tour: Haystack Peak (uintas) – msd- – 16.0 mi Out & Back – 3750’ ascent – Moderate pace**
Sun
Meet: Registration required
Organizer: Michael Berry 801-583-4721
Cross-country Skiing. The plan is to start at the North Fork of the Provo winter parking lot, and ski over or around Pitt and Page Hill (10,200 ft.). Backcountry nordic (hybrid) skis/boots and 3-pin bindings work best. The approach to the peak (11,000 ft.) will be from the west on a 25- 30 degree slope. Headlamp, beacon, shovel, and skins required. Tour is subject to change if the avalanche conditions are considerable to high.
- Jan 27 **Snowshoe: Little Black Mountain – mod**
Sun
Meet: 9:00 am at Terrace Hills Trailhead
Organizer: Carrie Clark and Rick Gamble 801-931-4739 dr_carolyn@yahoo.com
Join Carrie and Rick on a hike or snowshoe to Little Black Mountain today. Depending on the snow cover you may want to bring Yak trax, microspikes and / or snowshoes. Meet at 1027 Terrace Hills Drive (84103). To get to Terrace Hills take 11th Avenue to Terrace Hills Drive (890 East).
- Jan 27 **Snowshoe: Organizer’s Choice – ntd+**
Sun
Meet: Disseminated via the Snowshoe email list
Organizer: Liz Cordova liz1466@live.com
Destination will be selected a few days in advance based on conditions, then sent out to the email list and posted to the website. Plan on 4 - 5 hours and a not-too-rushed pace; details will follow. Lynette Brooks will co-lead (lerkbrooks@yahoo.com, 801-523-6225).
- Jan 28 **Flashlight/moonlight Hike - Jack’s Mountain – ntd+ – Out & Back – Moderate pace**
Mon
Meet: 5:30 pm at From Foothill Boulevard, go east at the light for 2100 South, which becomes Hyland Hills Road as it winds uphill above Foothill and Wasatch drives. At the very top, turn left on Lakeline and drive north 0.3 mile to the cul-de-sac. The trailhead is a gate
Organizer: Julie Kilgore 801-244-3323 jk@wasatch-environmental.com
Julie will select one of the routes to gain the ridge towards Jack’s Mountain located behind Foothill Boulevard and above the “H” rock. Yak trax, micro-spikes, or similar lightly studded footwear, and a headlamp or flashlight will be necessary. Meet at the trailhead for a 5:30 p.m. departure.
- Jan 29 **Rock Climb @ Momentum – mod – 48’ ascent**
Tue
Meet: 6:30 pm at Momentum
Organizer: John Butler 801 718 4166
If you are new, just ask for the Wasatch Mountain Club people at the front desk and they will point us out... or call/text me. 6:30-ish until whenever-ish

Jan 29 Snowshoe - Tuesday Snowshoe – mod – Out & Back – Moderate pace

Tue *Meet:* 9:30 am at 6200 South & Wasatch Park & Ride

Organizer: Robert Myers 801-466-3292 (H) or 801-651-9965 (C) robertmyers47@gmail.com

This is a weekly event for the Tuesday snowshoe group. We meet on a regular basis and go for trips into the local canyons. Depending on the weather, trip will generally be 3-4hrs. Sign up for the snowshoe email list (under Member Menu) on the WMC website to get up to date information on the planned trip each week. We meet at the 6200 South & Wasatch Blvd. Park & Ride, in the South end of the lot starting at 9:15AM. Departure time is 9:30AM. E-mail me with any questions.

Jan 29 Snowshoe: Park City Environs – mod

Tue *Meet:* 10:00 am at Disseminated via the snowshoe email list

Carpool: 9:15 am at Parleys Way Walmart lot, East side - 2703 Parleys Way

Organizer: Vince Desimone 435-649-6805 vinnedesimone@yahoo.com

Vince will organize a Tuesday Group again this year. Meet at 10:00 AM every Tue and go to places in the Park City area where snowshoes are the best means of travel. Expect friendly conversation. For meeting location and last minute details, join the WMC snowshoe email list for automatic notices or updates for all Tuesday snowshoe trips throughout the winter. You will feel welcome and comfortable. Vince prefers cyberspace for questions and info. The club recommends that you wear a transceiver and know how to use it. Carpool from SLC from the Parley's Way Walmart parking lot at 9:15 am.

Jan 29 Alpine Ski Tour: Tri Canyons – mod

Tue *Meet:* Registration required

Organizer: Chris Proctor 801-485-1543 proctorgtr@aol.com

TUE SKI BACKCOUNTRY: Weekly MOD ski tours, usually in the Tri-canyons. Early season tours are contingent on snow conditions. 8 AM starts. Good conditioning, appropriate gear and avy skills are essential. Call or e-mail Chris Proctor Monday by 5 P.M. for meeting place. Newbies should call or mail ahead to discuss trip requirements.

Jan 30 Alpine Ski Tour, Tri Canyons – msd

Wed *Meet:* Registration required

Organizer: Walt Haas 801-209-2545 haas@xmission.com

WED SKI BACKCOUNTRY: Weekly MSD (strenuous) ski tours, usually in the Tri-canyons. 8 AM starts. Good conditioning, appropriate gear and avy skills are essential. Call or e-mail Walt Haas Tuesday by 5 P.M. for meeting place. Newbies should call or mail ahead to discuss trip requirements.

Jan 31 Alpine Ski Tour - Telemark/at/snowboard – mod- – Out & Back – Moderate pace

Thu *Meet:* Disseminated via the Ski email list

Organizer: Robert Myers 801-466-3292 (H) or 801-651-9965 (C) robertmyers47@gmail.com

Introductory to Backcountry skiing in the Wasatch. To participate you will need to have skied the backcountry before, be familiar with your equipment and able handle yourself in challenging snow conditions. We start with less demanding tours (MOD-), advancing into more challenging (MOD+) situations. You must have a beacon, snow shovel, skins & eventually a probe. On every tour we will practice safe travel. Three pin telemark, BC and AT gear are the expected gear (If you ski 3 pins bindings or free-heel, you must be able to "link turns"). Destination will depend on participants, weather & snow conditions. Call or e-mail for meeting time & location.

Jan 31 Flashlight/moonlight Hike - Grandeur Variations – ntd+ – Out & Back – Moderate pace

Thu *Meet:* 5:30 pm at Parking Lot at North End of Wasatch Boulevard (Approximately 3000 South)

Organizer: Julie Kilgore 801-244-3323 jk@wasatch-environmental.com

Hike a short distance up one of three routes below Grandeur. Yak trax, micro-spikes, or similar lightly studded footwear, and a headlamp or flashlight will be necessary. Meet at the trailhead for a 5:30 p.m. departure.

Jan 31 Avalanche Awareness: Free Uac Avalanche Awareness Talk

Thu *Meet:* 7:00 pm at REI Salt Lake, 3285 E 3300 S

Organizer: Celeste Eppler 801-486-2107 ceppler@rei.com

Registration is strongly recommended. This multi-media talk has an exciting 15-minute video on avalanches plus a 1/2hr. PowerPoint on how to stay alive in avalanche terrain including terrain, snow stability, safe travel and rescue. Subjects include: avalanche rescue, how avalanches work, reading avalanche terrain, obvious clues to instability, avalanche weather, safe travel practices and essential equipment. This talk is presented by the staff of the Utah Avalanche Center, who are some of the foremost avalanche experts in the country. If you register for any of our free in-store presentations, we will hold a seat for you until the scheduled start. If you do not arrive to claim your seat before this time, we will release it to the general public. Seating may be available at the door, even if the registration is closed. Register at <http://www.rei.com/stores/salt-lake-city.html>

Jan 31 Ski Meeting/social: Free Uac Avalanche Awareness Talk

Thu *Meet:* 7:00 pm at REI Salt Lake, 3285 E 3300 S

Organizer: Celeste Eppler 801-486-2107 ceppler@rei.com

Registration is strongly recommended. This multi-media talk has an exciting 15-minute video on avalanches plus a 1/2hr. PowerPoint on how to stay alive in avalanche terrain including terrain, snow stability, safe travel and rescue. Subjects include: avalanche rescue, how avalanches work, reading avalanche terrain, obvious clues to instability, avalanche weather, safe travel practices and essential equipment. This talk is presented by the staff of the Utah Avalanche Center, who are some of the foremost avalanche experts in the country. If you register for any of our free in-store presentations, we will hold a seat for you until the scheduled start. If you do not arrive to claim your seat before this time, we will release it to the general public. Seating may be available at the door, even if the registration is closed. Register at <http://www.rei.com/stores/salt-lake-city.html>

Feb 6 Bob Wright Memorial Death Valley Winter Escape Road Bike

Wed – *Meet:* Registration required

Feb 10 *Organizer:* Cheryl Soshnik 435-649-9008 csoshnik@yahoo.com

Sun Join us at Furnace Creek Campground for bike rides, hiking, ranger programs, sightseeing, car camping and gourmet group dinners for this annual winter escape below sea level. Carpooling is encouraged, and registration is mandatory. Limit of 28 participants in our 7 pre-reserved campsites. The sites are reserved Wednesday through Saturday nights. Contact Cheryl for further details and to register for this annual event.



THE DATA CENTER - WORLD WIDE

*You can count on
The Data Center - World Wide
For all of your print and mail needs.
...from concept...to mail...to response!*

◆ Print & Mail Specialists
◆ Full Service Mailings
◆ Company W2/1099 Forms
◆ Direct Mail Marketing

◆ Critical Documents
◆ Billing Statements
◆ Medical Statements
◆ Financial Statements

◆ Bar Coding
◆ Address Correction
◆ Check printing
◆ ...And Much More

801-978-1030 * 1827 S Fremont Dr., SLC UT

Feb 7 **Avalanche Education: Women's Uac Advanced Skills Backcountry 201**

Thu – *Meet:* 6:00 pm at Red Butte Garden

Feb 9 *Organizer:* Devin Dwyer devin@utahavalanchecenter.org

Sat

This course is designed for women who have either taken a class or spend a decent amount of time in the backcountry and would like to brush up on there skills. The Utah Avalanche Center has teamed up with SheJumps to bring you this women's only course. Advanced Avalanche Skills class is a means of furthering the skills taught in the Backcountry 101 class and to spend time with avalanche professionals honing and refreshing your existing skills. You will leave this class understanding the most recent thinking about safe travel in avalanche terrain and with a heightened awareness of the avalanche issues we face in Utah. Evening Session: Thursday, Feb7, 2013 - 6pm-9pm @ Red Butte Garden. Field Session: Saturday, Feb 9, 2013 - 8:30am-5:00pm @ Brighton. \$130

Feb 7 **Alpine Ski Tour: Women's Uac Backcountry 201 Advanced Skills Avalanche Class**

Thu – *Meet:* 6:00 pm at Red Butte Garden

Feb 9 *Organizer:* Devin Dwyer devin@utahavalanchecenter.org

Sat

This course is designed for women who have either taken a class or spend a decent amount of time in the backcountry and would like to brush up on there skills. The Utah Avalanche Center has teamed up with SheJumps to bring you this women's only course. Advanced Avalanche Skills class is a means of furthering the skills taught in the Backcountry 101 class and to spend time with avalanche professionals honing and refreshing your existing skills. You will leave this class understanding the most recent thinking about safe travel in avalanche terrain and with a heightened awareness of the avalanche issues we face in Utah. Evening Session: Thursday, Feb7, 2013 - 6pm-9pm @ Red Butte Garden. Field Session: Saturday, Feb 9, 2013 - 8:30am-5:00pm @ Brighton. \$130

Feb 7 **Ski Meeting/social: Free Uac Avalanche Awareness Talk**

Thu *Meet:* 7:30 pm at Black Diamond Equipment, 2092 East 3900 South, Salt Lake City 84124

Organizer: Linda Karz 801-278-0233

Need A quick avalanche refresher? Or looking for some basic avalanche education? Come join the Black Diamond and Utah Avalanche Center for a free avalanche awareness talk on the evening of January 3d at 7:30 pm. As an added treat, there will be 15% off any snow safety gear purchases on the night of the class.

Feb 8 **Ski Meeting/social: Free Uac Avalanche Awareness Talk**

Fri *Meet:* 7:00 pm at Kirkham's Outdoor Products, 3125 South State St., South Salt Lake UT 84115

Organizer: Bryan Smail 801-486-4161

This multi-media talk has an exciting 15-minute video on avalanches plus a 1/2hr. PowerPoint on how to stay alive in avalanche terrain including terrain, snow stability, safe travel and rescue. Subjects include: avalanche rescue, how avalanches work, reading avalanche terrain, obvious clues to instability, avalanche weather, safe travel practices and essential equipment. This talk is presented by the staff of the Utah Avalanche Center, who are some of the foremost avalanche experts in the country. For those who attend Kirkhams will be offering a 20% coupon for all avalanche related equipment good for 1 week from the date of the clinic.

Feb 16 **Nordic Ski Tour: Middle Fork Of Blacks Fork (winter Camping) – msd – 38.0 mi Out & Back – 4250’ ascent –**
Sat – **Moderate pace**

Feb 18 *Meet:* Registration required

Mon *Organizer:* Michael Berry 801-583-4721

A 3-day/2-night exploratory winter ski camp towards Tokewanna Peak (13,000 ft.) via the Middle Fork Of Blacks Fork over President’s Day Weekend. Winter access is from Meeks Cabin Reservoir (parking at 8,750 ft.) on the Wyoming border. This is a 3.5 hour drive from Salt Lake City via Evanston, WY. We will plan to set up a base camp a mile or two beyond the 3 forks (7- 8 miles in). The ski towards the peak (20- 24 miles RT) up the long drainage will require trail breaking with full day packs on Sunday. Total round-trip distance including the peak is 36 to 40 miles. Backcountry nordic (hybrid) skis/boots and 3-pin bindings work best. Proper winter clothing and gear is a must. Headlamp, beacon, shovel, and skins required. Pre-requisite: Previous winter camping experience and participation on a previous Uinta ski tour this season. Maximum of 6 (by February 9th).

Feb 21 **Snowshoe And X/c Ski Bryce Canyon**

Thu – *Meet:* 9:00 am at meeting @ Rubys Inn

Feb 24 *Organizer:* Rick Thompson gone2moab@hotmail.com

Sun If you’ve heard how beautiful the red rock of Bryce is in the snow, but haven’t ever been down there to see it, here’s your chance- a mid winter snowshoe and or X/C ski tour to Bryce Canyon. We’ll stay at the warm and cozy Rubys Inn, just outside the park, and take advantage of the fee free 30+ km of trails, which have a ski track and snowshoe space, both inside the park, and in the adjoining national forest. Plan to drive down thursday afternoon or evening, and spend two full days seeing and skiing the area, and returning home on sunday. Have to work Friday? Come down friday after work, and still get in saturday and another good hike on sunday before leaving. Free thursday? Come down early that day and get in an extra day exploring. There are lots of trails, including groomed track, and loop options, so you can go to see it all and get a workout, or you can just go to see it, and kick back and take advantage of the many amenities, including the spa, hot tub and indoor pool. This trip has been a huge hit the last two years. Half price rates @ Rubys Inn in this offseason make it an affordable getaway, on top of being one you won’t forget. Sign up with Rick before making hotel reservations.

Feb 21 **Alpine Ski Tour: Uac Backcountry 101 Avalanche Class – mod**

Thu – *Meet:* 6:00 pm at Red Butte Garden

Feb 23 *Organizer:* Devin Dwyer devin@utahavalanchecenter.org

Sat Evening Session: Thursday, January 3, 6-9PM, Red Butte Garden. Field Session: Saturday January 5, 8:30AM-5PM, Brighton Resort. Backcountry 101 is a designed for those new to the back country and those wanting a ground- up refresher. Heavy on practical, usable skills and local information, this is a great place to start building your avalanche skills. You will leave this class understanding the basics of safely travelling in avalanche terrain and sporting a great foundation for learning more. \$130.

Feb 21 **Avalanche Education: Uac Backcountry 101 Avalanche Class – mod**

Thu – *Meet:* 6:00 pm at Red Butte Garden

Feb 23 *Organizer:* Devin Dwyer devin@utahavalanchecenter.org

Sat Evening Session: Thursday, January 3, 6-9PM, Red Butte Garden. Field Session: Saturday January 5, 8:30AM-5PM, Brighton Resort. Backcountry 101 is a designed for those new to the back country and those wanting a ground- up refresher. Heavy on practical, usable skills and local information, this is a great place to start building your avalanche skills. You will leave this class understanding the basics of safely travelling in avalanche terrain and sporting a great foundation for learning more. \$130.

Feb 28 Yurt Snowshoe Trip In Idaho – mod

Thu – *Meet:* Registration required

Mar 3 *Organizer:* Deirdre Flynn 801-466-9310 deirdre.flynn@marriott.com

Sun
The yurt is a short distance outside of Ketchum, Idaho. It features plenty of downhill and touring terrain plus great views of the Boulder Mountains. We will drive up on Thursday and spend one night in a hotel. Friday we will snowshoe our food, clothes and sleeping bags 4 miles into the yurt and spend two nights. The yurt is fully equipped with beds, complete kitchen, stoves, wood and a sauna. You must have avalanche safety gear and be knowledgeable about traveling safely in avalanche terrain. Contact Deirdre for more information.

Feb 28 Canyoneering, Canoeing And Hotubbing – class I – 13.0 mi

Thu – *Meet:* Registration required

Mar 3 *Organizer:* Rick Thompson gone2moab@hotmail.com

Sun
Time for another annual classic- the first of March Canyoneering Canoeing Hot tubbing trip to the Black Canyon, down by Vegas. A wonderful getaway from winter weekend- spend it scrambling, canyoneering, canoeing and luxuriating in scenic backcountry hot tubs; leaving your snow boots and parkas home, and hanging out in your Texas, T shirts and shorts. We will drive down thursday morning, check into our nice Hacienda Hotel, near Boulder Dam, at off season rates (last year we paid 19.99 for a room w/ 2 queens), and then drive over and check out the dam, and the stunning new bridge over the dam. After dinner together at the casino buffet, we will get our gear together for an early morning rollout to meet the outfitter who will be driving us through the national high security zone to the foot of the dam, where we will launch our rented canoes and kayaks. There is not much real canoeing involved, it is almost all flat water, we will spend the first night camped at the mouth of a canyon less than a mile from the put in, and then saturday morning meander another mile to a second exploratory canyon, where we will spend the day in an energetic and athletic climb/scramble up Boy Scout Canyon, before paddling another mile down to camp saturday night @ the third canyon, Arizona Hot Springs, with more hot springs and pools. Sunday morning we will paddle for 3 hours down to the takeout, where the outfitter picks us up and will bring us back to pick up our cars at the hotel, and then we will boogy for home sunday afternoon. Actually you'd better not plan on leaving all of your snow gear home- a couple of years ago, after kicking back in our swim suits all weekend, coming home we ran into a major blizzard around Beaver, and struggled around vehicles parked on the shoulders and in the barrow pits, before we made it back home. It is still winter. Here. The fee for the 3 day canoe rental, the 17\$ per person launch fee and the launch and pick up shuttles comes to \$80 per person. I had to pay half of this to get the reservations, so a \$40 nonrefundable deposit is required to get onto this trip.

Mar 7 Black Canyon Canoeing Trip – class I – 13.0 mi

Thu – *Meet:* Registration required

Mar 10 *Organizer:* Zig Sondelski 801-292-8332 zig.sondelski@gmail.com

Sun
Once again, there is enough demand to have a second Black Canyon canoeing-canyoneering-hot tubbing trip. This trip is the second weekend in March. Black Canyon is south of Las Vegas on the Colorado River below Hoover Dam. As Rick describes the trip "A wonderful getaway from winter weekend - spend it hiking, scrambling, canoeing and luxuriating in scenic hot tubs, leaving your snow boots and parkas home and hanging out in your Texas, T shirts and shorts." We will drive down Thursday morning, check into the Hacienda Hotel near Boulder Dam, then check out the dam and the new bridge over the canyon. After dinner together at the casino buffet, we will get our gear together for an early Friday morning rollout to meet the outfitter who will be driving us through the national high security zone to the foot of the dam, where we will launch our rented canoes. On Friday and Saturday we spend most of our time exploring side canyons and hot springs with short stretches in our canoes between them. On Sunday morning we will paddle and explore for 3 hours down to the takeout (Willow Beach), where the outfitter picks us up and brings us back to our cars at the hotel. We will drive home Sunday. Plan on temperatures from the 40's at night to 90's in the day. Canoes carry a fair amount of gear so it is almost like car camping. We will be renting a van for some of the people. This is one of the easiest trips we do so there will be opportunities for people to get involved and learn about organizing trips. Sign up soon because NPS permits are required with your name on them and we have learned that they go fast.

Mar 29 Nordic Ski Tour: Kings Peak – msd – 32.0 mi Out & Back – 4500’ ascent – Fast pace

Fri – *Meet:* 5:00 pm at Parley’s Way WalMart Lot.

Feb 28 *Organizer:* Larry Swanson 801-583-4043 oldswaney@gmail.com
Thu

Annual 32 mile tour to Kings Peak, Gunsight Pass, or Elkhorn Crossing in the basin below gets underway at 5:00 am from the North Slope winter parking area after a 4:00 am headlamp wake-up call. Meet at Parley’s Way WalMart Lot, J.B.’s Restaurant (Evanston, WY), or the winter parking area on Friday night, March 29th.

Jun 26 Payette 4th Of July River Trip Planing Meeting

Wed *Meet:* 7:00 pm at Boat Shed - 4340 S 300 W

Organizer: Rick Thompson gone2moab@hotmail.com

You must make this meeting to go on the trip. At this meeting we will iron out the logistics for this trip, including vehicle and trailer arrangements, and food groups to plan the menus and purchase the foods for the trip.

Jul 4 July 4th White Water Rafting Party – class III

Thu – *Meet:* 8:00 am at Boat Shed - 4340 S 300 W

Jul 7 *Organizer:* Rick Thompson gone2moab@hotmail.com
Sun

The clubs annual 4th of July Payette extravaganza will start by driving up to Boise on Thursday, the 4th of July. After a short shopping stop at the local Sierra Trading Post, and dinner in town, we will proceed to set up camp in the very nice Hot Springs forest service group campsite, and then head over to Crouch to join in on their raucous 4th of July festivities, a wild party that must be experienced to be believed. Friday we will do two day runs on the Main Payette. Saturday we will run the beautiful high alpine and somewhat more rambunctious Cabarton section of the North Fork. Then we will drive home on Sunday. This is one of the most fun trips of the year, and a perfect intro to white water, with car camping, an insane country hoedown, and a mellow but active river. These are great ducky venues, get your ducks in a row in advance, to try an adventurous step beyond the paddle rafts. Whatever your craft of choice, sign up early, as this trip fills up quickly. In an effort to open this experience to some folks who haven’t been there before, this year I am going to reserve some spots for Payette newbies. The planning meeting for this trip will be held a week earlier, on Wednesday June 26th @ 700pm at the boat shed, which is at 4340 South Commerce Dr. (300 west) just up the street from the McDonalds. A \$50 nonrefundable deposit will be required to get your name on the list for this trip.

“KNOW BEFORE YOU GO” and make sure to bring your 10 Es! Check with the Utah Avalanche center web site for snow conditions and weather forecast <http://www.avalanche.org/~uac/> and review the WMC Winter Sports Policy, Backcountry Travel Techniques and Backcountry Ski & Snowshoe Route Ratings listed on the Wasatch Mountain Club website under Winter Sports www.wasatchmountainclub.org. Organizers are expected to keep their groups together and use proper backcountry etiquette.

MARKETPLACE

This space is reserved for those members placing ads for used and recreational gear or for private and non-commercial and not-for-profit activities. To submit an ad, e-mail it to wasatchmountainclub@gmail.com by the 10th of each month prior to publication. Non WMC members \$5.00 up to 20 words, \$0.20 per additional word.

REMEMBER: There is also a “Gear Swap” area online where you can post what you are looking for, or place something that you want to sell or get rid of. It seems to be more up-to-date most of the time, due to the hard copy of the Rambler only being produced once a month.

SNOWSHOES FOR SALE, NEW MSR
vincedesimone@yahoo.com 435-649-6805

REI COMMUNITY CALENDAR ANNOUNCEMENTS

CONTACT: Celeste Eppler, EMAIL: cepler@rei.com, (801) 486-2100, ext. 207

SANDY CITY - 10600 SOUTH 230 WEST

AVALANCHE AWARENESS: KNOW BEFORE YOU GO, THURSDAY, JANUARY 17TH, 7PM

This popular, multi-media talk includes an exciting 15-minute video on avalanche safety basics followed by a half-hour PowerPoint on how to stay alive in avalanche terrain. Subjects include: avalanche rescue, how avalanches work, reading avalanche terrain, obvious clues to instability, avalanche weather, safe travel practices and essential equipment. This talk is presented by a representative of the Utah Avalanche Center. For ages 12 and older. Registration strongly recommended. Seating may be available at the door, even if registration is closed.

SKI - SNOWBOARD WAXING BASICS, THURSDAY, JANUARY 24TH, 7PM

This class will focus on a wide variety of subjects including base preparation: structure, major and minor repair and stone grinding. No need to bring your personal skis or snowboard to this class.

SNOWSHOEING BASICS, THURSDAY, JANUARY 31ST, 7PM

Join our experienced REI staff for a class on the basics of snowshoeing. We will focus on the appropriate selection of gear as well as the basics on what you need and where to go to get started.

SALT LAKE CITY - 3285 EAST & 3300 SOUTH

AVALANCHE AWARENESS: KNOW BEFORE YOU GO, TUESDAY, JANUARY 8TH, 7PM REI SLC AND AGAIN THURSDAY, JANUARY 31ST, 7PM PRESENTED BY THE UTAH AVALANCHE CENTER.

This popular, multi-media talk includes an exciting 15-minute video on avalanche safety basics followed by a half-hour PowerPoint on how to stay alive in avalanche terrain. Subjects include: avalanche rescue, how avalanches work, reading avalanche terrain, obvious clues to instability, avalanche weather, safe travel practices and essential equipment. This talk is presented by a representative of the Utah Avalanche Center. For ages 12 and older. Registration strongly recommended. Seating may be available at the door, even if registration is closed.

CROSS COUNTRY SKIING BASICS, WEDNESDAY, JANUARY 9TH, 7PM

Join REI as we share information and tips for getting into cross-country skiing. We will discuss the fundamental differences between backcountry, telemarking, and touring ski styles.

SNOWSHOEING BASICS, THURSDAY, JANUARY 10TH, 7PM

Join our experienced REI staff for a class on the basics of snowshoeing. We will focus on the appropriate selection of gear as well as the basics on what you need and where to go to get started.

THE SCIENCE OF AVALANCHES, TUESDAY, JANUARY 15TH, 7PM

This talk is by Bruce Tremper, the long-time Director of the Utah Avalanche Center and author of *Staying Alive in Avalanche Terrain*. Bruce explains complex, scientific concepts in simple ways using models, graphics and simple explanations for the non-scientist. He will discuss avalanche mechanics, snow metamorphism,

SKI - SNOWBOARD WAXING BASICS, THURSDAY, JANUARY 17TH, 7PM

This class will focus on a wide variety of subjects including base preparation: structure, major and minor repair and stone grinding. No need to bring your personal skis or snowboard to this class.

THE ALTA EXPERIENCE: CELEBRATING ITS 75TH ANNIVERSARY, WEDNESDAY, JANUARY 30TH, 7PM

Joe Prokop is an avid sportsman and award-winning KUED producer. Known for his historical documentaries that tell the story of the Intermountain West, he will be talking about Alta's 75 years as a ski resort and the unique personalities who have helped to make it one of the best ski areas in the world. The colorful film highlights the intrepid personalities who helped create Alta — from Norwegian immigrant and ski jump champion Alf Engen, who recommended Alta as an ideal site for a ski resort, to George Watson, one of the last remaining silver miners who helped bring about the development of the resort. The one-hour program chronicles the generations who have carved fresh lines in Alta's famous untracked snow, including early ski champion Suzy Harris Rytting, Alta Ski area general manager Onno Wieringa, and ski school instructor Nic Nichol. Historian Alexis Kelner and author Alan Engen help bring to life "The Alta Experience."

**WASATCH MOUNTAIN CLUB
1390 SOUTH 1100 EAST
SALT LAKE CITY, UT 84105**

**PERIODICALS
POSTAGE PAID
SALT LAKE CITY,
UTAH**

BE PREPARED!

Always take the 10 E's and check the local weather conditions:

- Map/Compass
- Flashlight
- Pocketknife
- Matches/Fire-Starter
- Sunscreen/Bug Spray
- Sunglasses
- Candle
- First Aid Kit
- Extra Clothes
- Food and Water

