

THE Rambler

JANUARY 2016



The Monthly Publication of The Wasatch Mountain Club



VOLUME 95 NUMBER 1



Wasatch Mountain Club 2015- 2016

PRESIDENT	Will McCarvill 801-694-6958 will@commercialchemistries.com
VICE PRESIDENT	Julie Kilgore
TREASURER	Jason Anderson 205-532-3003 janderpots@gmail.com
SECRETARY	Chris Fraizer 801-262-7152 cbfraizer@comcast.net
BIKING CO-DIRECTORS	Diane Rosenberg 858-336-7901 dlrosenberg@mac.com Marcy Allen 435-640-1033 ronandmarcy@msn.com Katie Kunz 435-901-2599 katieslack@xmission.com
MOUNTAIN BIKING COORDINATOR	Jennifer Ritter 801-359-4955 hypercorrection@gmail.com
BOATING CO-DIRECTORS	Aymara Jimenez 435-764-4496 saymaraj@gmail.com Kelly Beumer 801-230-7967 kellybeumer@gmail.com
BOATING EQUIPMENT CO-COORDINATORS	Bret Mathews 801-831-5940 bretmaverick999@yahoo.com Donnie Benson 801-466-5141 dmbenson13@gmail.com
CANOEING COORDINATOR	Pam Stalnaker 801-425-9957 canoepam@yahoo.com
CLIMBING CO-DIRECTORS	Steve Duncan 801-680-9236 duncste@comcast.net Kathleen Waller 801-859-6689 kathwaller79@gmail.com
CANYONEERING COORDINATOR	Rick Thompson gone2moab@hotmail.com
CONSERVATION DIRECTOR	Eric Sadler 801-518-3676 sericsadler@gmail.com
FOUNDATION LIASON	Robert Myers 801-466-3292 robertmyers47@gmail.com
HIKING CO-DIRECTORS	Julie Kilgore 801-244-3323 jk@wasatch-environmental.com Donn Seeley 801-706-0815 donn@xmission.com
EVENING HIKES COORDINATOR	Nancy Martin 801-419-5554 nancymatin@gmail.com
TRAIL MAINTENANCE CO-COORDINATORS	Dave Andrenyak 801-582-6106 andrenyakda@aim.com Brett Smith 801-580-2066 brettsmith459@yahoo.com
INFORMATION TECHNOLOGY DIRECTOR	Bret Mathews 801-831-5940 bretmaverick999@yahoo.com
MEMBERSHIP DIRECTOR	Eileen Gidley 801-870-5870 eileengidley@gmail.com
PUBLIC RELATIONS DIRECTOR	Adam Wilkerson 801-791-0059 wilkerson1617@gmail.com
SOCIAL CO-DIRECTORS	Tony Hellman 801-809-6133 utahhomes4us@gmail.com Mckinley Goreham 801-386-2770 mckinleygoreham@gmail.com
SING-A-LONG COORDINATOR	Bart Bartholoma 801-277-4093 bartbartholoma@netscape.net LaRae Bartholoma 801-277-4093 roosiebear@gmail.com
WINTER SPORTS DIRECTOR	Bradley Yates 801-278-2423 bnyslc@earthlink.net
BACKCOUNTRY SKIING COORDINATOR	Lubos Pavel
SKI TOURING COORDINATOR	Mike Berry 801-750-1915 mcber.ut@gmail.com
SNOWSHOEING COORDINATOR	Jim Kucera 801-263-1912 jameskucera@aol.com
HISTORIAN	Alexis Kelner 801-359-5387 kelner@xmission.com

TRUSTEES

2012-2016

Robert Turner 801-560-3378 r46turner@gmail.com

2013-2017

Barb Hanson 801-485-0132 barbhanson30@hotmail.com

2014-2018

Dave Rumbellow 801-889-6016 djr3@xmission.com

2015-2019

John Veranth 801-278-5826 veranth@xmission.com

Trustee Emeritus Dale Green

THE RAMBLER STAFF

PUBLICATIONS DIRECTOR - RAMBLER EDITOR

Justin Nelson 801-550-4969 rambler@wasatchmountainclub.org

RAMBLER CO-DIRECTOR

Stephanie Long 724-787-8554 longsa22@gmail.com

In This Issue



CLUB HAPPENINGS


- 04 Announcements
- 05 Message From the President
- 06 Preliminary Slate of Candidates for WMC 2016 Election
- 07 Message from Your Winter Sports Director
- 10 January Boating Director Message
- 11 Improvements at the Lodge

TRIP REPORTS

- 12 Scott's Pass to Guardsman Pass Snowshoe Loop
- 14 Dog Lake and Beyond from Mill D
- 15 Mueller Part to North Canyon Hike

ACTIVITIES

- 17 Activity Calendar



Cover: On the Mueller Park to North Canyon Hike

The Rambler (USPS 053-410) is published monthly by the Wasatch Mountain Club. Subscription rates of \$12 per year are paid for by membership dues only. Periodicals Postage Paid at SLC, Utah. 1390 S. 1100 E, #103, Salt Lake City, UT 84105-2443.

Copyright 2015 Wasatch Mountain Club

CHANGE OF ADDRESS/MISSING RAMBLER: Please call the WMC office or send your new address to the Membership Director. This publication is not forwarded by the Post Office. Allow 45 days for address changes

POSTMASTER: Send address changes to: The Rambler, Membership Director, 1390 S. 1100 E, #103, Salt Lake City, UT 84105-2443.

ANNOUNCEMENTS

Check www.wasatchmountainclub.org for latest announcements

General Membership Meeting

Thursday February 11, 6:30 PM. See Activity Calendar for details as they become available. Open to the public.

Rambler Articles

The Rambler editor needs more submittals of trip writups and other WMC-specific content. The Rambler is what the members make it. Send feedback on the Rambler to Rambler@wasatchmountainclub.org or contact any board member.

IT Announcements

Email Lists For Activities

Do you want to join one of the activity email lists (biking, boating, climbing, conservation, hiking, skiing, and/or social) but don't know how? It's actually pretty easy:

- First log in.
- Under "Member Menu" select "Email List Subscribe&Unsubscribe".
- Click the activity email lists you want to subscribe to.
- Click the "Update Subscriptions" button.

It really is that easy!

Thanks,
Bret Mathews – WMC IT Director

Do You Have a Family Member With a Real Estate Need?

Have them give me a call. As you would,
I will take good care of their
real estate needs.

Knick Knickerbocker, GRI

Cell: (801) 891-2669

Email: Knick.Sold@comcast.net



1414 E. Murray-Holladay Road
Salt Lake City, UT 84117

MESSAGE FROM THE PRESIDENT

William McCarvill

At our Feb 11 General Meeting you will vote for the slate of officers for 2016. According to our by-laws, we require a nominating committee to identify candidates for open board positions for the next year. These candidates are displayed to WMC membership as a draft slate in the January Rambler and the official slate in the February Rambler.

This year Cheryl Shoshnik and Clark and Holly Richards made up our nominating committee. There is another way for a member to get on the slate for a given position. He or she can contact the nominating committee and be put on as a candidate. This needs to be done by January 4th this year for the nominating committee to meet the publishing deadline for the Rambler.

The Club will again match donations to the Friends of the Utah Avalanche Forecast Center. We have committed \$3000 as the matching fund. Make a check out to the Friends of the Utah Avalanche Center and mail it to Treasurer, Wasatch Mountain Club 1000E 1390S #103 Salt Lake City, Utah 84105.

There is not much new regarding the Mountain Accord to report on. I expect that soon after the turn of the year Phase 2 action will begin.

Preliminary Slate of Candidates for WMC 2016 Election

Below is the preliminary list that the nominating committee has identified as candidates for the 2016 WMC Governing Board. (I) = Incumbent and (N) = New

Please note that we still have one empty position, that of the Publications Director. This person is the Rambler Editor. The person who fills this slot already has a committee that is willing to help each month to produce the Rambler, so you would not have to do the work alone.

Additional names to be added to the election slate should be submitted to the Nominating Committee at: Cheryl Soshnik (csoshnik@gmail.com) or Holly and Clark Richards (clarkgrichards@gmail.com). Deadline for submission of additional names is January 5, 2016.

President: Julie Kilgore (N)

Secretary: Barbara Boehme (N)

Treasurer: Jason Anderson (I) and Dave Rabiger (N) (Co-Directors)

Information Technology Director: Bret Mathews (I)

Membership Director: Eileen Gidley (I) and Terry Baker (N) (Co-Directors)

Public Relations Director: Adam Wilkerson (I)

Publications Director:

Biking Director: Cindy Crass (N), Carrie Clark (N), and Chris Winter (N) (Co-Directors)

Boating Director: Aymara Jimenez (I) and Katrina Easton (N) (Co-Directors)

Climbing Director: Steve Duncan (I) and Kathleen Waller (I) (Co-Directors)

Conservation Director: Eric Sadler (I)

Social Director: Tony Hellman (I) and Mckinley Goreham (I) (Co-Directors)

Hiking Director: Nancy Martin (N)

Winter Sports Director: Brad Yates (I)

WMCF Lodge Liaison: Robert Myers (I)

Trustee 2016 - 2020: Zig Sondelski (N)

MESSAGE FROM YOUR WINTER SPORTS DIRECTOR

Brad Yates

GENERAL GUIDELINES FOR WINTER SPORTS ORGANIZERS

The winter sports program adopts the guidelines for hiking organizers, published elsewhere in these policies. However, special consideration is necessary for winter activities.

Planning your destination and route is the key to a successful trip. You should always try to carpool or utilize UTA transit options in the Wasatch Canyons. Help people understand what the outing involves so that they can decide whether they should be on the trip.

The organizer may use his/her discretion as to the equipment and skills necessary for a safe and successful tour. The organizer may evaluate the equipment and capabilities of skiers/snowshoers and turn away people who aren't prepared for the outing. You can check their clothing and gear by eye, ask questions about their experience and fitness.

Make sure that everyone going on the trip signs the release form and therefore acknowledges the risk involved and that it's their responsibility to be prepared.

Talk to the group and reach an understanding of when to turn back. You could run out of time to return before dark, or the conditions might turn ominous. Participants disagreeing with the organizer can choose to withdraw from a trip after clearly notifying the organizer, and preferably, at least one other witness.

Skiers/snowshoers should return to the trailhead with a buddy, and be sure that the organizer understands your route. Large groups should be subdivided with appointment of a second organizer and separation of the parties into a "fast group" and "slow group."

Have fun. Enjoy the fresh air and snow.

EQUIPMENT GUIDELINES FOR WINTER SPORTS ORGANIZERS AND PARTICIPANTS

From Brad Yates, Winter Activities
Director

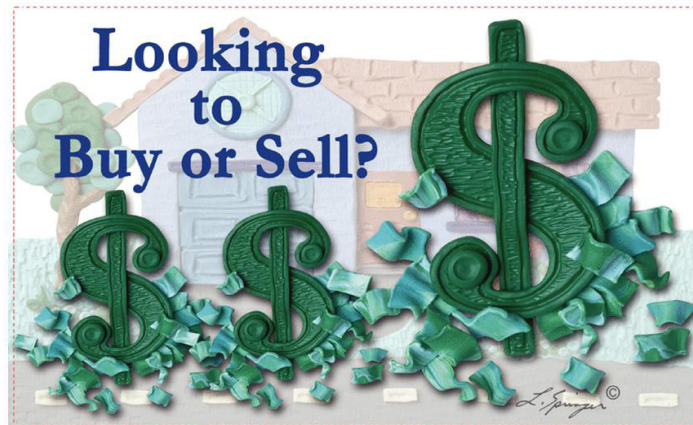
All trip participants are responsible for their own equipment and preparedness. Be self-sufficient at all times, and be prepared to assist others when necessary. Carry necessary supplies for changes in conditions.

A well-executed trip is a satisfaction to you and not a burden to others. In addition to the "Ten Essentials" (re: Seattle Mountaineers), which are emergency items you should have in your pack at all times, the following items are usually carried on winter sports trips: climbing skins, transceivers (dual-frequency or 457 mHz), shovel, probe, repair kit, headlamp, rope.

The organizer has the discretion to require any of these additional equipment items for group safety considerations. The general guideline is to require transceivers and shovel on MOD and above trip ratings.

Of course, participants may always choose to take these additional items. If participants are unsure of what the trip involves and if certain equipment items will be required, please ask the organizer beforehand or at the meeting place.

If beacons are required, the group should consider whether to conduct a beacon signal test before the tour and a practice avalanche search during the tour.



Wouldn't you like more space to store your WMC gear?

kw UTAH REALTORS
KELLERWILLIAMS.

6965 Union Park Center Ste. 160



Tony Hellman
Realtor - MBA

C: 801.809.6133

utahhomes4us@gmail.com

BASIC AVALANCHE AWARENESS GUIDELINES (SOURCE: US FOREST SERVICE)

1. Carry an avalanche transceiver that will transmit your location. The transceiver can also be set to receive signals. Learn how to use the transceiver.
2. Carry a shovel and collapsible poles to probe the snow for victims in case you need help with a rescue. Some collapsible ski poles can double as poles.
3. Be alert following periods of steady snowfall when most avalanches occur.
4. Slopes with angles of 25 to 50 degrees are most likely to slide.
5. Cornices, or overhanging shelves of snow, can build up along ridges and can fall, triggering avalanches. When traveling along ridges, avoid the edges.
6. When traveling through potentially unstable terrain, spread out and cross slopes one at a time, keeping close watch for sliding or settling of the snow.
7. Most avalanches start above timberline, on slopes opposite the prevailing wind. Heavily forested slopes are less likely to slide.
8. Dig snow pits and learn to read the weather history of the snow pack.
9. Check with local forecasters and outdoor travelers for conditions and hazards.
10. Only one in three avalanche victims buried without a beacon survives. But if you're caught in an avalanche, try to escape by grabbing a tree or rock. If you fall, get rid of skis, poles and pack and "swim" on the slide to stay toward the surface. When the avalanche stops, try to stay near the surface and make an air pocket.

WINTER TOURING ETIQUETTE

1. Parties should try to stay away from one another as best they can.
2. People need to be encouraged to keep their tracks close together in crowded areas.
3. Break trails that will be useful to everyone who follows.
4. Pay attention to inter-party safety considerations (e.g. do not tour above others). Share observations about potentially dangerous snow and avalanche conditions

UTAH AVALANCHE CENTER MATCHING DONATION

Again this winter, the Wasatch Mountain Club Board has agreed to match, from Club funds, donations by Club members to the Friends of the UAC, to a maximum of \$3,000. Last winter, we raised more than \$6,000 as a matching fund to help keep the UAC going and providing all of us with the snow safety information we need! To make your donation eligible for this matching, please write your check payable to: Friends of the UAC, and mail it to: WMC Treasurer 1390 South 1100 East, #130 Salt Lake City UT 84105 The Club Treasurer will total up the donations received this way and write a Club check to match the funds collected. The Friends of the UAC is a 501(c)3 under IRS rules, so your donation might be eligible for a tax deduction. Thanks for your support.

January Boating Directors Message

Happy New Year Boaters!

Hope you all had a great rest of your Holiday Season! 2016 is already proving to be a great year with two Black Canyon trips in the works, and an intro to canoeing class being held in February.

Check the online calendar for details.

Our annual Planning Party is taking place January 7, 2016 at 6:30pm at the Junior League of Salt Lake. See below for details. If you can't make it, most rivers now take online reservations starting December 1. Be sure to apply before the January 31 deadline! Check this WMC page for a list of links to river permit web pages:

<http://www.wasatchmountainclub.org/admin/menu.php?add=boat/permits.htm>

See you all at the planning party!

-Kelly, Aymara & Katrina

Rafters

BOATING SEASON KICKOFF

Kayakers

New Boaters Wanted - Experienced Boaters Needed

If you've thought you'd like to try boating, now's the time to start.
The WMC has boats and boaters who can help you learn the skills needed.
Together we can get the permits for our favorite trips.
Pizza and soft drinks provided

New location!!

Permit Application Party at:
Junior League of Salt Lake
526 East 300 S.
Thursday January 7, 2016
6:30 p.m.

Canoes

Winter's white snow is summer's white water

Duckies

IMPROVEMENTS AT THE LODGE

Our upstairs remodel is well underway. The sheetrock is up in both dormitories and the place is cleaning up nice. Once the sheetrock is done, the dormitories will be painted and the final touch will be to install a knotty Alder wainscoting. The wainscoting will encircle the room on three sides and the wood will preserve the traditional, rustic lodge aesthetic, while the new sheetrock will reflect light and give the upstairs space airy, finished feeling. In addition, we are installing all new modern LED lighting, which will use about 20% of the electricity of conventional bulbs. The project is slated to be finished by New Year's Eve.

This is the first major remodel the lodge's dormitories have ever seen, and it will significantly improve the comfort of our guests. Future planned projects include leveling the upstairs floor and caulking between the boards to improve sound insulation. We also envision one day installing a partition wall in the dormitories that will provide added privacy, and will be a showcase for displaying some of our favorite historic photographs of the lodge from the WMC archives.

As always, we'd like to thank our many volunteers who devote their time and labor to these projects. The lodge depends on our Club members who appreciate the value on preserving this historic treasure. We depend on our tireless volunteers to keep the lodge's tradition alive, and we appreciate all that you do.



Left: Bill Zwiebel puts the finishing touches on the ceiling sheetrock in dormitory #2.


Right: Volunteers Robert Myers, Craig Ringgenberg, Ellen Jenkins, and Christine Allred donate their time to a labor of love at the Sunday, December 6th work party.



SCOTT'S PASS TO GUARDSMAN PASS LOOP SNOWSHOE ON NOVEMBER 22

TRIP REPORT AND PHOTOS BY AKIKO KAMIMURA

Eleven people participated in the Scott's Pass to Guardsman Pass loop snowshoe organized by Jim Kucera on November 22, 2015. The road to Scott's Pass was closed for winter. So we walked to the trail-head on the road and put on snowshoes.



From left, Dave, Tom and Terry (above left). At the first short break, from left, Greg, Tom, JJ, Muhammad, Terry, Jim and Ellen (above right).



After the first break, we hiked up on a steep trail. From left, Tom, JJ and Muhammad (above left); On the way to Guardsman Pass from Tri-County Peak, Dave and Muhammad (above right).



Group photo at Guardsman Pass. From left, Muhammad, Greg, Ellen, Dave, Jim and Jeff (above left);

DOG LAKE AND BEYOND FROM MILL D

TRIP REPORT AND PHOTOS BY AKIKO KAMIMURA

Thirteen people participated in the snowshoe to Dog Lake (and beyond) from Mill D organized by Dave Andrenyak on December 13, 2015.



On the way to the junction, from left, Zahid, Muhammad, Dave, Tony, Gulia, Leslie, Terry, Jennifer, Frank, Steve and Ellen (above left); On the way from the junction to Dog Lake, from left, Tony, Gulia, Dave and Jeff (above right).



At Dog Lake, from left, Frank, Leslie, Zahid, Jennifer, Ellen and Muhammad. (above left); From Dog Lake, we took off-trail toward Little Water Peak and stopped "no name" hill for lunch. From left, Muhammad, Ellen, Terry, Akiko, Tony, Dave, Frank, Jennifer, Leslie and Jeff (above right)




We did bushwhacking to go down to Dog Lake. From left, Jennifer, Gulia and Muhammad.

MUELLER PARK TO NORTH CANYON HIKE

TRIP REPORT AND PHOTOS BY AKIKO KAMIMURA

Eight people participated in a 10 mile hike from Mueller Park to North Canyon organized by Sadie & Steve Wolfe and Akiko Kamimura on November 29. The trail was covered by snow. But we did not need to use snowshoes. On the way to the first destination, Elephant Rock, from left, Steve, Mitch, Kathy and Wayne (right).



We took a short break at Elephant Rock. By the time we got to the meadow, it became snowing and very cold. We took a short break for lunch. From left, Sadie, Wayne and Steve (above left); After the lunch break, we hiked down to North Canyon. From left, Steve, Mitch, Kathy and Evette (above right).

Wasatch Mountain Club Activities Listings

Date	Activity
Jan 1 Fri	<p>Skate Ski: Mountain Dell – ntd</p> <p>Meet: Registration required</p> <p>Organizer: Michael Berry 801-750-1915 mcber.ut@gmail.com</p> <p>Cross-country track skiing. There are 10 km of trails groomed for skate and classic. Main and Mitten loops. Approximately 12:30 to 4:00 pm, including driving time. Fee (\$7). Please register by 5 PM, December 30th.</p>
Jan 1 Fri	<p>New Year's Day Snowshoe - Little Water Peak – mod – 8.0 mi Out & Back – 2100' ascent</p> <p>Meet: 9:00 am at 6200 South Park & Ride (6500 Wasatch Boulevard)</p> <p>Organizer: Jim Kucera 801-263-1912 jameskucera@aol.com</p> <p>Little Water Peak via Mill D North / Dog Lake. Celebrate the New Year. We'll do a loop if conditions permit. Bring your 10 E's and avalanche safety gear.</p>
Jan 1 Fri	<p>Alpine Ski Tour News Years Day Yoyo Tour – mod+ – Out & Back – Moderate pace</p> <p>Meet: Registration required</p> <p>Organizer: Brad Yates 801-278-2423 bnyslc@earthlink.net</p> <p>New Years Day Leaders choice destination depending on snow conditions Bring your left over Holiday treats for a final back country party. Beacon and shovel required.</p>
Jan 2 Sat	<p>Snowshoe, Desolation Lake – mod – 8.0 mi Out & Back – 1900' ascent – Moderate pace</p> <p>Meet: 9:00 am at 6200 South Park & Ride (6500 South Wasatch Boulevard, Holladay, UT)</p> <p>Organizer: Steve Duncan 801-680-9236 duncste@comcast.net</p> <p>The trail crosses an avalanche path so the destination is subject to conditions. Avalanche gear always recommended.</p>
Jan 2 Sat	<p>Alpine Ski Tour Modish Wanderings – mod</p> <p>Meet: Registration required</p> <p>Organizer: Will McCarvill 801-694-6958 will@commercialchemistries.com</p> <p>We will decide where to go based on snow and avy conditions the day of the tour. Expect 2500-3000 vertical and 3-5 miles pending specific tour at a moderate pace. You have to have beacon, shovel and probe and know how to use them. Avy class would be nice but not required. You need to have good downhill skills on your skis. Limit 7.</p>
Jan 3 Sun	<p>Snowshoe: Organizer's Choice Mod Or Mod+ – mod+</p> <p>Meet: 8:45 am at 6200 South Park & Ride (6500 Wasatch Boulevard)</p> <p>Organizer: Deirdre Flynn 801-466-9310 deirdre.flynn@marriott.com</p> <p>Join Mohamed and Deirdre for a snowshoe in the tri-canyon area. The exact location will be decided the morning of the outing - show up to know where we are going. The group will practice safe backcountry travel techniques. Avalanche safety/rescue equipment is needed as well as knowledge of how to use it. Not sure what that means? Sign up for one of the many avalanche/snow safety classes offered. Remember, we are organizers and not guides. Questions? Email preferred or call before 9 pm.</p>

Jan 3 Sun	<p>Alpine Ski Touring - Introductory Class – ntd+ – 4.0 mi Out & Back – 3000’ ascent – Moderate pace</p> <p>Meet: Registration required</p> <p>Organizer: Robert* Myers 801-466-3292(H) or 801-651-9965 (C) robertmyers47@gmail.com</p> <p>INTRODUCTORY TO BACKCOUNTRY SKI TOURING - You should have PRIOR experience in resort skiing, using AT equipment or with your Nordic backcountry ski equipment. If you just outfitted yourself in new ski equipment, here is the opportunity. This is not designed as a beginner’s class rather this is an introduction to backcountry skiing and you should have some experience on your skis, so that you can enjoy the trip. I strongly suggest an avalanche beacon, shovel, but they are not necessary. Call email to register by Friday evening for meeting place and time.</p>
Jan 4 Mon	<p>Foothills Flashlight Winter Hike - Jack’s Mountain – ntd+ – Out & Back – Moderate pace</p> <p>Meet: 6:00 pm at From Foothill Boulevard, go east at the light for 2100 South, which becomes Hyland Hills Road as it winds uphill above Foothill and Wasatch drives. At the very top, turn left on Lakeline and drive north 0.3 mile to the cul-de-sac. The trailhead is a gate</p> <p>Organizer: Julie Kilgore 801-244-3323 jk@wasatch-environmental.com</p> <p>Half of the night-hike season is over! Every day there is another minute of daylight, but we’re not seeing that on the winter night hikes just yet. Start your new year out with another variation of this brisk and steep 2-hour outing along the ridge behind the “H” rock. Bring yak trax, micro spikes or other studded footwear. Bring a flashlight and dress in layers. Dogs ok.</p>
Jan 5 Tue	<p>Snowshoe, Park City Environs – mod</p> <p>Meet: 10:00 am at Disseminated via the Snowshoe email list</p> <p>Carpool: 9:15 am at Parleys Way Walmart lot, East side - 2703 Parleys Way</p> <p>Organizer: Vince DeSimone 435-645-9344 vincedesimone@yahoo.com</p> <p>Vince will organize a Tuesday group again this year. Meet at 10:00 AM Tuesday and go places in the Park City area where snowshoes are the best means of travel. Expect friendly conversation; you will feel welcome and comfortable. For meeting location and last-minute details, join the WMC snowshoe e-mail list for automatic notices or updates for all these Tuesday trips throughout the winter. Vince prefers cyberspace for questions and info. Carpool from SLC from the Parley’s Way Walmart at 09:15 AM.</p>
Jan 5 Tue	<p>Alpine Ski Tour: Tue Ski Backcountry – mod+</p> <p>Meet: Registration required</p> <p>Organizer: Micheal Kligman kligman@xmission.com</p> <p>Weekly MOD+ ski tours, usually in the Tri-canyons. 8 AM starts most of the time. Good conditioning, appropriate gear and avy skills are essential. Please e-mail Mike Kligman Monday (the day before) by 5 P.M. for meeting place. Newbies should plan on calling or e-mailing ahead to discuss trip requirements and their avy skills and gear.</p>
Jan 6 Wed	<p>Wmc Board Meeting</p> <p>Meet: 7:00 pm at WMC Office - 1390 S 1100 E Suite 103</p> <p>Organizer: Will McCarvill 801-942-2921 president@wasatchmountainclub.org</p> <p>Monthly Board Meeting. Members are welcome to attend. Members wishing to bring topics to the boards attention should email the President 7 days prior to the meeting. Pre-meeting dinner at Fiddler’s Elbow 6PM. All are welcome.</p>

Jan 7 Thu	<p>Boating Permit Application Party 2016</p> <p>Meet: 6:30 pm at Junior League of Salt Lake Building 526 East, 300 South</p> <p>Organizer: Kelly Beumer 801-230-7967 kellybeumer@gmail.com</p> <p>In order to boat this summer, we need permits! Come help us apply for permits for our favorite rivers. We will be applying online for a variety of rivers, using the power of our shared numbers to increase our chances of getting the permits we want. This is also a great time to meet up with boating friends you may not have seen since the season ended and to enjoy some free pizza! Please note the new location: 526 East 300 S. South side of the road, in the Junior League of Salt Lake Building. For questions, email boating directors Kelly and Aymara</p>
Jan 7 Thu	<p>Alpine Ski Tour: Thurs Ski Backcountry – mod- – 4.0 mi Out & Back – 3500' ascent – Moderate pace</p> <p>Meet: Registration required</p> <p>Organizer: Robert* Myers 801-651-9965 (C) robertmyers47@gmail.com</p> <p>Weekly backcountry alpine ski tour in the local Tri-Canyons. These trips start out as MOD's and move towards MOD+ Tours which require experience in using your equipment, good alpine techniques using skins, experience with avalanche beacons, selecting good routes, as well as safe terrain. Please email or call by Wednesday evening for time and meeting place. If you have not been on one of my trip, you should call ahead of time.</p>
Jan 7 Thu	<p>Winter Evening Hike - West Grandeur – ntd+</p> <p>Meet: 6:00 pm at North end of Wasatch Blvd at approximately 3000 S.</p> <p>Organizer: Nancy Martin 801-419-5554 nancycmartin@gmail.com</p> <p>Join us for this very steep hike. Flashlight, studded footwear and layers appropriate for the weather, which can be variable from the trailhead to our turn-around spot. Prompt 6pm departure.</p>
Jan 9 Sat	<p>Nordic Ski Tour: Upper Setting To Wall Mountain – msd- – 20.0 mi Out & Back – 3500' ascent – Moderate pace</p> <p>Meet: Registration required</p> <p>Organizer: Michael Berry 801-750-1915 mcber.ut@gmail.com</p> <p>Cross-country skiing. All day ski tour from Upper Setting to Wall Mountain (20 miles round trip, 3,500 ft. elevation gain) via established forest roads and off-trail route-finding following the most logical contours. Last year we finished the descent in a full-on snowstorm. Remember the MLH parking fee and be prepared to share the cost of transportation. Bring lightweight backcountry touring gear with climbing skins and the 10 E's. Meet at 7:45 am for a prompt 8:00 am departure.</p>
Jan 9 Sat	<p>Snowshoe: Who's In Charge? – ntd+ – Loop – Moderate pace</p> <p>Meet: 9:00 am at 6200 South Park & Ride (6500 Wasatch Boulevard)</p> <p>Organizer: Katie Kunz 801-272-0392 katieslack@xmission.com</p> <p>Who wants to be in charge today? Meet Katie at the 6200 South Park & Ride at 9:00 a.m. Be the first one to show up and you get to choose today's NTD+ or MOD- route.</p>
Jan 9 Sat	<p>Mountaineering: Alpine Adventures #2 – mod+ – 6.0 mi – 3500' ascent</p> <p>Meet: Registration required</p> <p>Organizer: Lubos Pavel 435-659-1655 lubos.pavel@packsize.com</p> <p>Join us on these exciting Alpine style mountaineering trips in the Wasatch. Every trip will be announced more in detail a few days before the scheduled date considering the snow and weather conditions. These trips will be usually long mountaineering days on moderate pace. The trips will include climbing couloirs and mountain ridges. We will approach the climb on snowshoes or touring skis. Good experience of using crampons and ice axe is essential, some trips will require using climbing harness and ice tools.</p>

Jan 10 Sun	<p>Back Country Avalanche Terrain Workshop And Tour. Training – mod – Out & Back – 3000' ascent – Moderate pace</p> <p>Meet: Registration required</p> <p>Organizer: Brad Yates 801-278-2423 bnyslc@earthlink.net</p> <p>This is an informal workshop that will go into the backcountry and evaluate and discuss avalanche terrain and how to minimize risk while getting a few laps in at the same time. AT/Tele/Splitboard. Standard avalanche gear and knowledge how to use it required.</p>
Jan 10 Sun	<p>Back Country Avalanche Terrain Workshop And Snowshoe Tour. Training – mod – Out & Back – 3000' ascent – Moderate pace</p> <p>Meet: Registration required</p> <p>Organizer: Vickie Ashby 801-707-5287 vjahiker@yahoo.com</p> <p>This is an informal workshop that will go into the backcountry and evaluate and discuss avalanche terrain and how to minimize risk, while getting a good workout at the same time. Standard avalanche Safety gear and knowledge how to use it required.</p>
Jan 10 Sun	<p>Alpine Ski Tour: In The Wasatch – mod – 6.0 mi Out & Back – 3500' ascent – Moderate pace</p> <p>Meet: 9:00 am at 6200 South Park & Ride (6500 Wasatch Boulevard)</p> <p>Carpool: 9:00 am at 6200 South Park & Ride (6500 Wasatch Boulevard)</p> <p>Organizer: Lubos Pavel 435-659-1655 lubos.pavel@packsize.com</p> <p>Organizer's choice pending snow and weather conditions. More details will be announced a few days before the scheduled trip and finalized the evening before, based on avalanche and weather forecast. We will climb about 3500 feet vertical and will be in the backcountry for around 5 hours. We will have a plan for the day and will adjust tempo and number of laps according to the group fitness and enthusiasm. You need to have the backcountry gear and skills to be proficient using your beacon, shovel, and probe. You must also have good downhill skills in a range of conditions.</p>
Jan 10 Sun	<p>Snowshoe -- Moose Flats And Beyond – mod+ – 6.0 mi Out & Back – 1500' ascent – Moderate pace</p> <p>Meet: 9:00 am at Meet at 1027 Terrace Hills (84103). To get to Terrace Hills, take 11th Avenue to Terrace Hills Drive (890 East).</p> <p>Organizer: Carrie Clark 801-931-4739 dr_carolyn@yahoo.com</p> <p>Join Carrie and Rick on a snowshoe (or hike, depending on conditions) to Moose Flats. This is the flat area on the shoulder of Little Black Mountain above the Avenues. Optional continuation of the hike/snowshoe to the summit of Little Black. Meet at Terrace Hills trailhead. Co-Organizers: Carrie Clark and Rick Gamble.</p>
Jan 11 Mon	<p>Foothills Flashlight Winter Hike - Millcreek Area – ntd+ – Out & Back – Moderate pace</p> <p>Meet: 6:00 pm at 3880 Wasatch Boulevard Park & Ride</p> <p>Organizer: Michele Stancer 619-368-9589 michele.stancer@gmail.com</p> <p>Destination will depend on weather and group preference. Bring yak trax, micro spikes or other studded footwear. Bring a flashlight and dress in layers.</p>

Jan 12 Tue	<p>Snowshoe, Park City Environs – mod</p> <p>Meet: 10:00 am at Disseminated via the Snowshoe email list</p> <p>Carpool: 9:15 am at Parleys Way Walmart lot, East side - 2703 Parleys Way</p> <p>Organizer: Vince DeSimone 435-645-9344 vincedesimone@yahoo.com</p> <p>Vince will organize a Tuesday group again this year. Meet at 10:00 AM Tuesday and go places in the Park City area where snowshoes are the best means of travel. Expect friendly conversation; you will feel welcome and comfortable. For meeting location and last-minute details, join the WMC snowshoe e-mail list for automatic notices or updates for all these Tuesday trips throughout the winter. Vince prefers cyberspace for questions and info. Carpool from SLC from the Parley's Way Walmart at 09:15 AM.</p>
Jan 13 Wed	<p>Weekday Morning Snowshoe – mod-</p> <p>Meet: 9:30 am at 6200 South Park & Ride (6500 Wasatch Boulevard)</p> <p>Organizer: Jim Kucera 801-263-1912 jameskucera@aol.com</p> <p>A snow jaunt in one of the Cottonwood Canyons. Avalanche safety gear is recommended but not required.</p>
Jan 14 Thu	<p>Alpine Ski Tour: Thurs Ski Backcountry – mod- – 4.0 mi Out & Back – 3500' ascent – Moderate pace</p> <p>Meet: Registration required</p> <p>Organizer: Robert* Myers 801-651-9965 (C) robertmyers47@gmail.com</p> <p>Weekly backcountry alpine ski tour in the local Tri-Canyons. These trips start out as MOD's and move towards MOD+ Tours which require experience in using your equipment, good alpine techniques using skins, experience with avalanche beacons, selecting good routes, as well as safe terrain. Please email or call by Wednesday evening for time and meeting place. If you have not been on one of my trip, you should call ahead of time.</p>
Jan 14 Thu	<p>Winter Evening Hike - Ferguson Canyon To The Overlook – ntd+</p> <p>Meet: 6:00 pm at Big Cottonwood Canyon Park & Ride</p> <p>Organizer: Nancy Martin 801-419-5554 nancycmartin@gmail.com</p> <p>Sections of this trail are very steep. Flashlight needed in the wooded sections. Studded footwear a must! The trail is protected so the snow may be deep if we've had a recent storm. Prompt 6pm departure.</p>
Jan 16 Sat	<p>Snowshoe - Loop Tour – mod+</p> <p>Meet: 9:00 am at 6200 South Park & Ride (6500 Wasatch Boulevard)</p> <p>Organizer: Jim Kucera 801-263-1912 jameskucera@aol.com</p> <p>Join Jim and co-organizer Muhammed Raja for a longer (5-6 hour) loop - will require a vehicle shuttle from start to finish. Weather permitting, it will be a fun, safe and adventurous tour. Avalanche safety equipment (beacon, shovel, probe) is recommended but not required. Most probably will be in Big Cottonwood Canyon.</p>

Jan 16 Sat	<p>Alpine Ski Tour: In The Wasatch – mod – 6.0 mi Out & Back – 3500' ascent – Moderate pace</p> <p>Meet: 8:30 am at 6200 South Park & Ride (6500 Wasatch Boulevard)</p> <p>Carpool: 8:30 am at 6200 South Park & Ride (6500 Wasatch Boulevard)</p> <p>Organizer: Lubos Pavel 435-659-1655 lubos.pavel@packsize.com</p> <p>Organizer's choice pending snow and weather conditions. More details will be announced a few days before the scheduled trip and finalized the evening before, based on avalanche and weather forecast. We will climb about 3500 feet vertical and will be in the backcountry for around 5 hours. We will have a plan for the day and will adjust tempo and number of laps according to the group fitness and enthusiasm. You need to have the backcountry gear and skills to be proficient using your beacon, shovel, and probe. You must also have good downhill skills in a range of conditions.</p>
Jan 16 Sat	<p>Alpine Ski Tour Modish Wanderings – mod</p> <p>Meet: Registration required</p> <p>Organizer: Will McCarvill 801-694-6958 will@commercialchemistries.com</p> <p>We will decide where to go based on snow and avy conditions the day of the tour. Expect 2500-3000 vertical and 3-5 miles pending specific tour at a moderate pace. You have to have beacon, shovel and probe and know how to use them. Avy class would be nice but not required. You need to have good downhill skills on your skis. Limit 7.</p>
Jan 16 Sat	<p>Alpine Ski Touring - Introductory Class – ntd+ – 4.0 mi Out & Back – 3000' ascent – Moderate pace</p> <p>Meet: Registration required</p> <p>Organizer: Robert* Myers 801-466-3292(H) or 801-651-9965 (C) robertmyers47@gmail.com</p> <p>INTRODUCTORY TO BACKCOUNTRY SKI TOURING - You should have PRIOR experience in resort skiing, using AT equipment or with your Nordic backcountry ski equipment. If you just outfitted yourself in new ski equipment, here is the opportunity. This is not designed as a beginner's class rather this is an introduction to backcountry skiing and you should have some experience on your skis, so that you can enjoy the trip. I strongly suggest an avalanche beacon, shovel, but they are not necessary. Call email to register by Friday evening for meeting place and time.</p>
Jan 16 Sat	<p>Dog Lake Snowshoe – ntd</p> <p>Meet: 9:00 am at 6200 South Park & Ride (6500 South Wasatch Boulevard, Holladay, UT)</p> <p>Organizer: Michael* Budig 801-328-4512 mbudig@mail.com</p> <p>Trek up Mill D with Michael and Dianne Budig</p>
Jan 17 Sun	<p>Snowshoe Organizer's Choice Ntd+ Big Cottonwood – ntd+ – Moderate pace</p> <p>Meet: 9:00 am at 6200 South Park & Ride (6500 Wasatch Boulevard)</p> <p>Organizer: Knick Knickerbocker 801-891-2669 Knick.Sold@comcast.net</p> <p>Come out today (weather permitting) to join Knick Knickerbocker (801-891-2669 or knick.sold@comcast.net) for this NTD+ pleasant paced (not a race pace) snowshoe tour in Big Cottonwood. Knick will plan a pleasant destination for today's tour. Wear layers, bring water and snacks (or lunch) and come prepared for a fun outing in the snow. Meet Knick by 9:00 am at 6200 Park-n-Ride off Wasatch Blvd.</p>
Jan 17 Sun	<p>Snowshoe - Organizer's Choice – mod</p> <p>Meet: 9:00 am at 6200 South Park & Ride (6500 Wasatch Boulevard)</p> <p>Organizer: Leslie Woods 801-352-0338 woodslk@aol.com</p> <p>Must bring shovel, beacon and probe and know how to use them.</p>

Jan 17 Sun	<p>Alpine Ski Tour, Big Cottonwood Canyon – ntd+ – 4.0 mi Out & Back – 2000' ascent – Moderate pace</p> <p>Meet: Registration required</p> <p>Organizer: Steve Duncan 801-680-9236 duncste@comcast.net</p> <p>Easier tour but not for beginners. We'll stay in safe terrain likely in the Mill D or Willow Heights area. Estimated miles and vertical gain. Avalanche gear required.</p>
Jan 18 Mon	<p>Slideshow - 3 Trip Presentations And Surprise Special Treat – 112.0 mi – 1000' ascent</p> <p>Meet: 7:00 pm at 6965 S Union Park Ctr, Midvale UT 84047 (Suite 160) If you can't find the address it's on the SouthWest corner of 13th East and Fort Union Blvd (Suite 160), inside the Keller Willams Conf room. Enter from West Side of Bldg. Doors locked at 7:10 pm</p> <p>Organizer: Anthony Hellman 801-809-6133 utahhomes4us@gmail.com</p> <p>WMC members present some of their fabulous adventures. Please note: We are looking for presenters: Zig Sondelski will highlight his crazy coast-to-coast bike ride. Frank Nederhand will do a climbing trip to remember. Throw in some River trips with an update on trip organizer mentoring program. Please contact Tony at 801-809-6133 if you'd like to present.</p>
Jan 18 Mon	<p>Foothills Flashlight Winter Hike - Mt. Olympus To Stream Crossing – ntd+ – Out & Back – Moderate pace</p> <p>Meet: 6:00 pm at Mt. Olympus trailhead, about 5300 South Wasatch Boulevard. Prompt 6 p.m. departure.</p> <p>Organizer: Michele Stancer 619-368-9589 michele.stancer@gmail.com</p> <p>Meet at the Mount Olympus trailhead for a brisk winter walk to the stream crossing. Bring yak trax, micro spikes or other studded footwear. Bring a flashlight and dress in layers.</p>
Jan 19 Tue	<p>Snowshoe, Park City Environs – mod</p> <p>Meet: 10:00 am at Disseminated via the Snowshoe email list</p> <p>Carpool: 9:15 am at Parleys Way Walmart lot, East side - 2703 Parleys Way</p> <p>Organizer: Vince DeSimone 435-645-9344 vincedesimone@yahoo.com</p> <p>Vince will organize a Tuesday group again this year. Meet at 10:00 AM Tuesday and go places in the Park City area where snowshoes are the best means of travel. Expect friendly conversation; you will feel welcome and comfortable. For meeting location and last-minute details, join the WMC snowshoe e-mail list for automatic notices or updates for all these Tuesday trips throughout the winter. Vince prefers cyberspace for questions and info. Carpool from SLC from the Parley's Way Walmart at 09:15 AM.</p>
Jan 19 Tue	<p>Alpine Ski Tour: Tue Ski Backcountry – mod+</p> <p>Meet: Registration required</p> <p>Organizer: Micheal Kligman kligman@xmission.com</p> <p>Weekly MOD+ ski tours, usually in the Tri-canyons. 8 AM starts most of the time. Good conditioning, appropriate gear and avy skills are essential. Please e-mail Mike Kligman Monday (the day before) by 5 P.M. for meeting place. Newbies should plan on calling or e-mailing ahead to discuss trip requirements and their avy skills and gear.</p>
Jan 21 Thu	<p>Alpine Ski Tour: Thurs Ski Backcountry – mod – 4.0 mi Out & Back – 3500' ascent – Moderate pace</p> <p>Meet: Registration required</p> <p>Organizer: Robert* Myers 801-651-9965 (C) robertmyers47@gmail.com</p> <p>Weekly backcountry alpine ski tour in the local Tri-Canyons. These trips start out as MOD's and move towards MOD+ Tours which require experience in using your equipment, good alpine techniques using skins, experience with avalanche beacons, selecting good routes, as well as safe terrain. Please email or call by Wednesday evening for time and meeting place. If you have not been on one of my trip, you should call ahead of time.</p>

Jan 21 Thu	<p>Winter Evening Hike - Salt Lake Overlook – ntd</p> <p>Meet: 6:00 pm at 3880 Wasatch Boulevard Park & Ride</p> <p>Organizer: Nancy Martin 801-419-5554 nancycmartin@gmail.com</p> <p>Prompt 6pm departure. Flashlight and studded footwear - the trail may be snowy and icy.</p>
Jan 23 Sat	<p>Snowshoe - Big Cottonwood Canyon – ntd – 1.5 mi – 1000' ascent</p> <p>Meet: 8:00 am at 6200 South Park & Ride (6500 Wasatch Boulevard)</p> <p>Carpool: 8:00 am at 6200 South Park & Ride (6500 Wasatch Boulevard)</p> <p>Organizer: Larry Nilssen 801-572-3964 mtns2live@yahoo.com</p> <p>East of Solitude there is an old logging road that climbs and turns through very pretty old growth forest before terminating in meadow. The meadow is obvious on Google satellite, east of Willow Lake. I have done it often, about as difficult as Greens Basin in length and altitude change. Starts at lower Solitude parking lot. A pleasant alternative to GB. Good morning "wake up."</p>
Jan 23 Sat	<p>Mountaineering: Alpine Adventures #3 – mod+ – 6.0 mi – 3500' ascent</p> <p>Meet: Registration required</p> <p>Organizer: Lubos Pavel 435-659-1655 lubos.pavel@packsize.com</p> <p>Join us on these exciting Alpine style mountaineering trips in the Wasatch. Every trip will be announced more in detail a few days before the scheduled date considering the snow and weather conditions. These trips will be usually long mountaineering days on moderate pace. The trips will include climbing couloirs and mountain ridges. We will approach the climb on snowshoes or touring skis. Good experience of using crampons and ice axe is essential, some trips will require using climbing harness and ice tools.</p>
Jan 23 Sat	<p>Annual Winter Hike (snowshoe) To Lone Peak – ext – 13.0 mi Out & Back – 6500' ascent – Moderate pace</p> <p>Meet: Registration required</p> <p>Organizer: Michael Hannan 385-207-1248 michaelthannan@gmail.com</p> <p>Long day typically involving headlamps, micro spikes, snowshoes, crampons and ice axe during the 12-hour trek. If you have not already climbed Lone Peak do not worry about this trip! The actual execution of this endeavor is very much weather-dependent. Avalanche risks will be factored in. It's a great experience but is not for everyone. I prefer email for registration and contact. Standard avalanche safety equipment (Beacon Shove, probe) recommended.</p>
Jan 23 Sat	<p>Hike/micro Spike/snowshoe - Lone Peak Cirque – msd – 10.0 mi Out & Back – 4900' ascent – Moderate pace</p> <p>Meet: 7:30 am at Orson Smith Trailhead - 12600 South Highland Drive, Sandy, UT</p> <p>Organizer: Julie Kilgore 801-244-3323 jk@wasatch-environmental.com</p> <p>We'll see if we can follow the path cut for us by the early morning Lone Peak summit team, tracking in their foot steps as far as the cirque, or until we've had enough. Plan on 8 hours. We shouldn't be in avalanche territory, but bring avy gear anyway (beacon, shovel, probe). Better to have it and not need it.</p>
Jan 24 Sun	<p>Snowshoe: Organizer's Choice Mod Or Mod+ – mod+</p> <p>Meet: 8:45 am at 6200 South Park & Ride (6500 Wasatch Boulevard)</p> <p>Organizer: Deirdre Flynn 801-466-9310 deirdre.flynn@marriott.com</p> <p>Join Mohamed and Deirdre for a snowshoe in the tri-canyon area. The exact location will be decided the morning of the outing - show up to know where we are going. The group will practice safe backcountry travel techniques. Avalanche safety/rescue equipment is needed as well as knowledge of how to use it. Not sure what that means? Sign up for one of the many avalanche/snow safety classes offered. Remember, we are organizers and not guides. Questions? Email preferred or call before 9 pm.</p>

Jan 24 Sun	<p>Alpine Ski Tour: In The Wasatch – mod – 6.0 mi Out & Back – 3500' ascent – Moderate pace</p> <p>Meet: 9:00 am at 6200 South Park & Ride (6500 Wasatch Boulevard)</p> <p>Carpool: 9:00 am at 6200 South Park & Ride (6500 Wasatch Boulevard)</p> <p>Organizer: Lubos Pavel 435-659-1655 lubos.pavel@packsize.com</p> <p>Organizer's choice pending snow and weather conditions. More details will be announced a few days before the scheduled trip and finalized the evening before, based on avalanche and weather forecast. We will climb about 3500 feet vertical and will be in the backcountry for around 5 hours. We will have a plan for the day and will adjust tempo and number of laps according to the group fitness and enthusiasm. You need to have the backcountry gear and skills to be proficient using your beacon, shovel, and probe. You must also have good downhill skills in a range of conditions.</p>
Jan 25 Mon	<p>Foothills Flashlight Winter Hike - Jack's Mountain – ntd+ – Out & Back – Moderate pace</p> <p>Meet: 6:00 pm at From Foothill Boulevard, go east at the light for 2100 South, which becomes Hyland Hills Road as it winds uphill above Foothill and Wasatch drives. At the very top, turn left on Lakeline and drive north 0.3 mile to the cul-de-sac. The trailhead is a gate</p> <p>Organizer: Julie Kilgore 801-244-3323 jk@wasatch-environmental.com</p> <p>A brisk and steep 2-hour outing along the ridge behind the "H" rock. Bring yak trax, micro spikes or other studded footwear. Bring a flashlight and dress in layers. Dogs ok.</p>
Jan 26 Tue	<p>Snowshoe, Park City Environs – mod</p> <p>Meet: 10:00 am at Disseminated via the Snowshoe email list</p> <p>Carpool: 9:15 am at Parleys Way Walmart lot, East side - 2703 Parleys Way</p> <p>Organizer: Vince DeSimone 435-645-9344 vincedesimone@yahoo.com</p> <p>Vince will organize a Tuesday group again this year. Meet at 10:00 AM Tuesday and go places in the Park City area where snowshoes are the best means of travel. Expect friendly conversation; you will feel welcome and comfortable. For meeting location and last-minute details, join the WMC snowshoe e-mail list for automatic notices or updates for all these Tuesday trips throughout the winter. Vince prefers cyberspace for questions and info. Carpool from SLC from the Parley's Way Walmart at 09:15 AM.</p>
Jan 27 Wed	<p>Weekday Morning Snowshoe – mod-</p> <p>Meet: 9:30 am at 6200 South Park & Ride (6500 Wasatch Boulevard)</p> <p>Organizer: Jim Kucera 801-263-1912 jameskucera@aol.com</p> <p>A snow jaunt in one of the Cottonwood Canyons. Avalanche safety gear is recommended but not required.</p>
Jan 28 Thu	<p>Alpine Ski Tour: Thurs Ski Backcountry – mod – 4.0 mi Out & Back – 3500' ascent – Moderate pace</p> <p>Meet: Registration required</p> <p>Organizer: Robert* Myers 801-651-9965 (C) robertmyers47@gmail.com</p> <p>Weekly backcountry alpine ski tour in the local Tri-Canyons. These trips start out as MOD's and move towards MOD+ Tours which require experience in using your equipment, good alpine techniques using skins, experience with avalanche beacons, selecting good routes, as well as safe terrain. Please email or call by Wednesday evening for time and meeting place. If you have not been on one of my trip, you should call ahead of time.</p>
Jan 28 Thu	<p>Winter Evening Hike - Desolation To Burch Hollow Or Elbow Fork – ntd+ – Moderate pace</p> <p>Meet: 6:00 pm at 3880 Wasatch Boulevard Park & Ride</p> <p>Organizer: Nancy Martin 801-419-5554 nancycmartin@gmail.com</p> <p>Hike will depend on snow volume. Bring flashlight and studded footwear. Prompt 6pm departure.</p>

Jan 30 Sat	<p>Snowshoe - Wolverine Loop – mod+ – Moderate pace</p> <p>Meet: 9:00 am at 6200 South Park & Ride (6500 South Wasatch Boulevard, Holladay, UT)</p> <p>Organizer: Jim Kucera 801-263-1912 jameskucera@aol.com</p> <p>Begin/end from Alta, via Catherine Pass (counterclockwise). Bring your avalanche safety gear and 10 E's. If weather is harsh, an alternative may be chosen.</p>
Jan 30 Sat	<p>Alpine Ski Tour Modish Wanderings – mod</p> <p>Meet: Registration required</p> <p>Organizer: Will McCarvill 801-694-6958 will@commercialchemistries.com</p> <p>We will decide where to go based on snow and avy conditions the day of the tour. Expect 2500-3000 vertical and 3-5 miles pending specific tour at a moderate pace. You have to have beacon, shovel and probe and know how to use them. Avy class would be nice but not required. You need to have good downhill skills on your skis. Limit 7.</p>
Jan 30 Sat	<p>Snowshoe Ntd Silver Fork – 4.0 mi – 500' ascent</p> <p>Meet: 9:30 am at West end of Solitude Ski Resort lift parking area.</p> <p>Carpool: 9:00 am at 6200 South Park & Ride (6500 South Wasatch Boulevard, Holladay, UT)</p> <p>Organizer: Bruce Christenson 801-824-0131 b.c.com@hotmail.com</p> <p>Snow shoe hike lower Silver Fork, NTD- slow pace- 4.0 mile loop- 500' accent. Meet: 9:00 am 6200 S. Park and ride (6500 Wasatch Blvd.) Organizer: Bruce Christenson Easy snow shoe into Silver Fork with a possible loop. If avalanche conditions exist we will stick to the trees. We have some extra snow shoes if you want to try snow shoeing. E-mail Bruce.</p>
Jan 31 Sun	<p>Nordic Ski Tour: Red Ledge And The Racetrack – mod+</p> <p>Meet: Registration required</p> <p>Organizer: Michael Berry 801-750-1915 mcber.ut@gmail.com</p> <p>Cross Country Skiing. Co-op Creek/ Strawberry Reservoir area.</p>
Jan 31 Sun	<p>Snowshoe - West Uintas – mod-</p> <p>Meet: 8:00 am at Parleys Way Walmart lot, East side - 2703 Parleys Way</p> <p>Organizer: David Andrenyak 801-582-6106 andrenyakda@aim.com</p> <p>The west part of the Uinta mountain range offers fine opportunities for snowshoeing. Interesting forest and mountain scenery. There are also great views of the Wasatch. For this activity, we will choose a tour off from the Mirror Lake Highway. Expect a one way drive time of about 1.5 hours and activity time of 4-5 hours (NTD-MOD). Participants should bring the 10 Es and snow safety equipment. There is a Mirror Lake Highway recreation fee of \$6.00 per vehicle. Non driver participants expected to share in covering the travel expenses. Lets meet at 0800 am and depart to the trailhead at 0815 am.</p>
Feb 3 Wed	<p>Wmc Board Meeting</p> <p>Meet: 7:00 pm at WMC Office - 1390 S 1100 E Suite 103</p> <p>Organizer: Will McCarvill 801-942-2921 president@wasatchmountainclub.org</p> <p>Monthly Board Meeting. Members are welcome to attend. Members wishing to bring topics to the boards attention should email the President 7 days prior to the meeting. Pre-meeting dinner at Fiddler's Elbow 6PM. All are welcome.</p>

Feb 4 Thu	<p>Alpine Ski Tour: Thurs Ski Backcountry – mod – 4.0 mi Out & Back – 3500' ascent – Moderate pace</p> <p>Meet: Registration required</p> <p>Organizer: Robert* Myers 801-651-9965 (C) robertmyers47@gmail.com</p> <p>Weekly backcountry alpine ski tour in the local Tri-Canyons. These trips start out as MOD's and move towards MOD+ Tours which require experience in using your equipment, good alpine techniques using skins, experience with avalanche beacons, selecting good routes, as well as safe terrain. Please email or call by Wednesday evening for time and meeting place. If you have not been on one of my trip, you should call ahead of time.</p>
Feb 6 Sat	<p>Mountaineering: Alpine Adventures #4 – mod+ – 6.0 mi – 3500' ascent</p> <p>Meet: Registration required</p> <p>Organizer: Lubos Pavel 435-659-1655 lubos.pavel@packsize.com</p> <p>Join us on these exciting Alpine style mountaineering trips in the Wasatch. Every trip will be announced more in detail a few days before the scheduled date considering the snow and weather conditions. These trips will be usually long mountaineering days on moderate pace. The trips will include climbing couloirs and mountain ridges. We will approach the climb on snowshoes or touring skis. Good experience of using crampons and ice axe is essential, some trips will require using climbing harness and ice tools.</p>
Feb 8 Mon – Feb 12 Fri	<p>Death Valley Road Bike Car Camping Winter Escape – mod</p> <p>Meet: Registration required</p> <p>Organizer: Cheryl Soshnik 435-649-9008 csoshnik@yahoo.com</p> <p>The annual Bob Wright Death Valley Winter Escape assumes we'll have a winter to escape from this year! No matter, it's still a getaway to the warmth and fun of car camping, daily road biking, hiking, small group cooking, and having a good time at the Furnace Creek campground. The group has reserved tent camping sites, but you are welcome to reserve RV and camper sites, cabins or motels on your own. There will be a planning meeting in late fall 2015 to establish carpools, cooking groups, and pre/post trip extensions. Previous Winter Escapers had first priority of returning in 2016, and the trip is now full. However, call for more information and to get your name on the wait list.</p>
Feb 11 Thu	<p>Intro To Canoe Training</p> <p>Meet: 6:30 pm at First Presbyterian Church, 12 C Ave, Salt Lake City. Use doors on west side of building. Building is on the corner of South Temple and C Ave.</p> <p>Organizer: Pam Stalnaker 801-425-9957 canoepam@yahoo.com</p> <p>Interested in canoe trips? Come to an intro session to show you what to bring on a canoe trip and how to pack a canoe for a multi-day trip (like the Black Canyon trip). See how to keep your gear dry whether on a day trip or a longer trip. There will be an on-water session held on Bountiful Pond at a later date. RSVP to Pam Stalnaker at canoepam@yahoo.com requested but not required. Note that while this session emphasizes canoe camping, much of the information is also applicable to any multi-day small craft trips (kayak or ducky). Non-members welcome.</p>
Feb 11 Thu	<p>Membership Meeting- 2016 Election</p> <p>Meet: 6:30 pm at Mill Creek Public Library, 2266 E Evergreen Avenue (3436 South)</p> <p>Organizer: Will McCarvill 801-694-6958 will@commercialchemistries.com</p> <p>details to follow</p>

Feb 11 Thu	<p>Pre-membership Meeting Organizers Workshop - Exploring Wmc Online Tools</p> <p>Meet: 6:00 pm at Mill Creek Public Library, 2266 East Evergreen Avenue (3436 South)</p> <p>Organizer: Julie Kilgore 801-244-3323 jk@wasatch-environmental.com</p> <p>Do you know how to submit an activity through the website? Do you know where to find the WMC ratings for hikes, bikes, and other activities? Or how those ratings are devised? Where are those pesky sign up sheets when you need one! Several board and committee members will be on hand from 6 to 6:30 preceding the general membership meeting. A few computers will be set up to walk you through where to find what you're looking for! Just show up for the membership meeting early, or send an email if you have something specific you need help with and we'll make sure we have the right resources there.</p>
Feb 12 Fri – Feb 15 Mon	<p>Day Hike World Class Snow Canyon Over Red Mountain Down Kyenta Crack – msd- – 6.0 mi Shuttle – 2000' ascent – Moderate pace</p> <p>Meet: 6:00 pm at see carpool below, must register with organizer.</p> <p>Carpool: 6:00 pm at 9000 S. Trax station Travel to car camp 5 hrs or 11pm just off I-15 Leads exit, just west of town of Silver Reef, 8am Sat. Meet at north Snow Canyon Rd. parking.</p> <p>Organizer: Bruce Richardson 801-942-2564 bellcyn1@gmail.com</p> <p>World class hike with no rappels but very steep, very beautiful. The best of Snow Canyon we shuttle to the Lava cave parking in Snow Canyon and go into a couple lava caves then north west in snow canyon and up ridge to over the top of Red Mountain and down Kayenta Crack to a shuttle vehicle. Travel to car camp in Nevada's "Valley Of Fire" and Sunday do the world class hike from Mouses Tank to The Cabins. Monday head home but for those interested do another short hike in Valley of Fire. Some may want to stop at the Meadow Warm Springs exactly half way to Salt Lake from St. George.</p>
Feb 15 Mon	<p>Slideshow - 3 Trip Presentations And Surprise Special Treat – 100.0 mi – 1000' ascent</p> <p>Meet: 7:00 pm at 6965 S Union Park Ctr, Midvale UT 84047 (Suite 160) If you can't find the address it's on the SouthWest corner of 13th East and Fort Union Blvd (Suite 160), inside the Keller Willams Conf room. Enter from West Side of Bldg. Doors locked at 7:10 pm</p> <p>Organizer: Anthony Hellman 801-809-6133 utahhomes4us@gmail.com</p> <p>WMC members present some of their fabulous adventures. Please note: We are looking for presenters: Zig Sondelski will highlight his crazy coast-to-coast bike ride. Frank Nederhand will do a climbing trip to remember. Throw in some River trips with an update on trip organizer mentoring program. Please contact Tony at 801-809-6133 if you'd like to present.</p>

Feb 18	Canyoneering, Canoeing And Hot Tubbing Vegas – class I – 13.0 mi
Thu	Meet: Registration required
– Feb 21	Organizer: Rick Thompson gone2moab@hotmail.com
Sun	<p>Time for another annual classic- the Canyoneering Canoeing Hot tubing trip to the Black Canyon, down by Vegas. A wonderful getaway from winter weekend- spend it scrambling, canyoneering, canoeing and luxuriating in scenic backcountry hot tubs; leaving your snow boots and parkas home, and hanging out in your Tevas, T shirts and shorts. We will drive down thursday morning, check into the Railroad Pass Hotel & Casino just before Boulder City, at off season rates (\$47 a night, 2 Queens), and then drive over and check out the dam, and the stunning new bridge over the dam. After dinner together we will get our gear together for an early morning rollout to meet the outfitter (700 am) who will be driving us through the national high security zone to the foot of the dam, where we will launch our rented canoes. There is not much real canoeing involved, it is almost all flat water, we will spend the first night camped at the mouth of Gold Strike canyon, less than a mile from the put in, and then saturday morning meander another mile to a second exploratory canyon, where we will spend the day in an energetic and athletic climb/scramble up Boy Scout Canyon, before paddling another mile down to camp saturday night @ the third canyon, Arizona Hot Springs, with more hot springs and pools. Sunday morning we will paddle for 3 hours down to the takeout, where the outfitter picks us up and will bring us back to pick up our cars at the hotel, and then we will boogy for home sunday afternoon. Actually you'd better not plan on leaving all of your snow gear home- a couple of years ago, after kicking back in our swim suits all weekend, coming home we ran into a major blizzard around Beaver, and struggled around vehicles parked on the shoulders and in the barrow pits, before we made it back home. It is still winter. In Utah. Note that this trip has traditionally been on the first weekend in March, but last year there were 150 people camping at Arizona Hot Springs, it was a zoo- everybody wants to do this trip. I figured it must be a first of March Spring Break thing, so this year I decided to move it up a week, the weather isn't going to be any different one week earlier, and maybe we would have a little more solitude, at least less of a crowd, doing it in February. I was not amused to find out when I called that the Feb weekend of 26-28 was already taken, and full! So I went for the next week, the first one still open. The fee for the 3 day canoe rental, the per person federal launch fee and the launch and pick up shuttles comes to \$105 per person. I have already paid half of this to get the reservations, your \$100 nonrefundable payment is required to get onto this trip. Mail me a check, at 8267 so 1280 E, sandy, ut 84094.</p>

Feb 26 Fri – Feb 28 Sun	<p>Bryce Canyon Snowshoe – ntd+ – 3.0 mi</p> <p>Meet: Registration required</p> <p>Organizer: Rick Thompson gone2moab@hotmail.com</p> <p>If you've heard how beautiful the red rock of Bryce is in the snow, but haven't ever been down there to see it, here's your chance- a mid winter hike, snowshoe and or X/C ski tour to Bryce Canyon. We'll stay at the warm and cozy Rubys Inn, just outside the park, and take advantage of the fee free 30+ km of trails, which have a ski track and snowshoe space, both inside the park, and in the adjoining national forest. Plan to drive down whenever you can get away- morning, afternoon or evening, and spend the weekend seeing and snowshoeing, or skiing the area, and returning home on Sunday. There are lots of trails, including groomed track, and loop options, so you can go to see it all and get a workout, or you can just go to see it, and kick back and take advantage of the many amenities, including the spa, hot tub and indoor pool. Half price rates @ Rubys Inn in this offseason make it an affordable getaway, on top of being a memorable weekend. You can get a nights lodgings for 42\$ on the KSL website (see below). Come down anytime: by leaving friday morning I plan on an afternoon hike on friday before dinner. If you have to work all day, come down and join us friday evening for saturday and sunday hikes. Whether you come Friday morning or evening, its a beautiful weekend you won't forget. Last year there was not enough snow to cross country ski, but some years there has been deep snow and adventurous skiing. On years when the snow wasn't even deep enough to snowshoe, we used microspike/yaktraks, as there was still ice on the steep trails in places. Bryce is over 8000 ft in elevation, come prepared for full winter Wasatch conditions; bring your camera, and also your swim suit. Get your room ASAP, the last time they ran a special on KSL it was for a limited time. While some people did get a room with the KSL deal, it is possible that the limit on the number of rooms under this arrangement has already been reached. I understand that now they are offering a winter warmer special, where you pay full price for one night and get the second night for half price, which is not a terrible deal, just not as good as the KSL offer that appears to have been basically a bait and switch. The rooms come out to 52\$ a night instead of 42\$, a difference of 5\$ a bed, if you're sharing a room.</p>
Feb 26 Fri – Feb 28 Sun	<p>Motel Car Camp: Yellowstone Wolf-watching – ntd</p> <p>Meet: Registration required</p> <p>Organizer: Robert Turner; Julie Kilgore Robert: 801-560-3378; Julie: 801-244-3323 r46turner@gmail.com; jk@wasatch-environmental.com</p> <p>How about joining in for some winter wolf-watching in Yellowstone Park? It just doesn't get much better than that—assuming we see some wolves, of course :) (no guarantees, but no failures yet in about 1/2 dozen trips over the years). We'll motel it in Gardiner, MT, and drive from there into the Park each day on the only road in Yellowstone kept open in winter: the one between Gardiner and Cooke City, a few miles east of the northeast entrance. We might see wolves anywhere along that road, but the most likely place is Lamar Valley. A few noteworthy considerations: We'll get up very early each morning (4:30-5:00am) and the mornings will be spectacularly cold (20 below or so). The best way to find wolves is to drive the road, so we won't spend much time hiking, snowshoeing or whatever. The drive to Gardiner in the winter is about 500 miles since we can't go through the Park to get there; so we will leave Thursday evening, Feb 25, and drive about halfway that night. We'll need to leave no later than 5-6pm, but could leave much earlier and drive farther, depending on the group's interest and availability. Robert Turner and Julie Kilgore will be your co-organizers. Contact one of them for more details and to register.</p>
Mar 13 Sun – Mar 15 Tue	<p>Nordic Yurt Ski Trip: Bear Claw Yurt (uintas), Wy-ut – mod-</p> <p>Meet: Registration required</p> <p>Organizer: Michael Berry 801-750-1915 mcber.ut@gmail.com</p> <p>Cross-country skiing. Three-day, 2 night yurt trip for 'Spring Break'. Groomed trails and back country options available from in the Bear River Outdoor Alliance (BRORA) yurt system of 5 yurts. Yurt cost is \$50.00 per night divided by number of participants. This trip is currently FULL, but you can request to be on the waiting list.</p>

Mar 21 Mon	<p>Slideshow - 3 Trip Presentations And Surprise Special Treat – 100.0 mi – 1000' ascent</p> <p>Meet: 7:00 pm at 6965 S Union Park Ctr, Midvale UT 84047 (Suite 160) If you can't find the address it's on the SouthWest corner of 13th East and Fort Union Blvd (Suite 160), inside the Keller Willams Conf room. Enter from West Side of Bldg. Doors locked at 7:10 pm</p> <p>Organizer: Anthony Hellman 801-809-6133 utahhomes4us@gmail.com</p> <p>WMC members present some of their fabulous adventures. Please note: We are looking for presenters: Robert Turner will do a slideshow from the Winter Wolf Watch. Please contact Tony at 801-809-6133 if you'd like to present.</p>
Apr 8 Fri – Apr 12 Tue	<p>Maze Sampler Car Camp – mod</p> <p>Meet: Registration required</p> <p>Organizer: John Veranth 801-278-5826 veranth@xmission.com</p> <p>Sample diverse parts of this lesser visited section of Canyonlands. Campsites are reserved for Panorama Point, Maze Overlook, and Golden Stairs. Hikes will include the Harvest Scene and the Fins. Number of participants will be limited by 4WD vehicle availability.</p>
May 10 Tue – May 18 Wed	<p>Mountaineering: Climb The Highest Peak In Iceland – 12.0 mi – 6600' ascent</p> <p>Meet: Registration required</p> <p>Organizer: Carol Masheter 801-493-9114 carol_masheter@hotmail.com</p> <p>Approximate dates: May 10-18, 2016. Climbing Hvannadalshnjukur (6922 feet elevation), the highest peak in Iceland, requires more endurance than advanced technical skills. Climbers need to be very fit and able to climb 6600 vertical feet in 7-8 hours in rope teams (about 3500 vertical feet of which is snow and hard ice on a glacier). The round trip climb takes 12-17 hours depending on weather, route conditions, and speed of the slowest member of the team. Johann from Vik in Southern Iceland, a certified mountain guide, will lead the climb. The team will consist of 6-8 climbers plus 1-2 certified guides. For about 560 USD, Johann will provide or arrange transportation from the airport near Reykjavik to Volcano Hotel in Vik, transportation to trailhead, guided climb, crampons, ice axe, harness, ropes, other safety equipment, and one night at Volcano Hotel. Round trip airfare is about 1000 USD (subject to change). Other expenses, such as food and lodging, could run an additional 1000 USD. Summit day is May 14, 2016, with May 15 as a back up day in case of bad weather. Carol Masheter is willing to provide a day or two of training/practice in glacier rope team travel, ice axe and crampon use beyond what is usually taught in the annual WMC ice axe self-arrest class some time in winter of 2016.</p>
May 19 Thu – May 22 Sun	<p>Rock Climb - City Of Rocks / Castle Rocks – mod+ – 300' ascent</p> <p>Meet: Registration required</p> <p>Organizer: John Butler 801-718-4166 john@utahman.com</p> <p>Proposing a trip to CoR/CR. I have a dozen or so interested in going, so reserve your favorite campsites. Alternatively, if someone wants to get a group site and organize who stays in it... that would be great as well.</p>

WASATCH MOUNTAIN CLUB
1390 SOUTH 1100 EAST #103
SALT LAKE CITY, UTAH 84105

WWW.WASATCHMOUNTAINCLUB.ORG

PERIODICALS
POSTAGE PAID
SALT LAKE CITY,
UTAH



*You can count on
The Data Center - World Wide
For all of your print and mail needs.
...from concept...to mail...to response!*

- | | | |
|----------------------------|------------------------|----------------------|
| • Print & Mail Specialists | • Critical Documents | • Bar Coding |
| • Full Service Mailings | • Billing Statements | • Address Correction |
| • Company W2/1099 Forms | • Medical Statements | • Check printing |
| • Direct Mail Marketing | • Financial Statements | • ...And Much More |

801-978-1030 * 1827 S Fremont Dr., SLC UT